

ACCU-Pro Spin/Relief Grinder



*The Fast And Easy Choice
For Productivity, Flexibility, Quality, and More!*



ACCU-Pro Spin/Relief Grinder

The ACCU-Pro Spin/Relief Grinder combines "Alignment" and "Auto-Index Relief" features with "Spin Grind Only" capability, which takes the grinding task to new levels. You may have time to do the manufacturer's recommended grinding job that includes relief one day, but time may be limited to only a touch-up spin grind on another day. That's why one-dimensional spin only equipment owners are converting to the patented "hands-free" relief systems of Foley United.

The ease and ability to spin and relief with one setup provides a better grind than other methods, a more precise cut, and less demands on time and effort. The ACCU-Pro Spin/Relief Grinder gives you these and many other advantages! Check out all the ways Foley United fulfills your needs.



Optional Workstation—The NEW Workstation is used as a workbench in the maintenance shop, but can also be used to transfer reels into a grinding machine. Once transfer is made, The Workstation can easily be put into a stored position.



Optional Vacuum System—this option helps collect the dust and minimizes dispersion within the grinding base work area.



Vertical And Horizontal Adjuster—when used for aligning with the digital gauge it produces the highest quality grind possible. This adjuster can also be used with the push-button infeed to "touch-off," if desired by the operator.



Optional Front Load Boom—can be ordered as a manual hoist or with an electric winch. This is used for lifting the reel from the front, protecting the operator from strain and injury.



Electrically Interlocked Guarding—safety is ensured with doors that keep the operator and others from inadvertently entering the grinding “work” area.




Optional ACCU-Touch Control—automated technology that made the ACCU-Master famous is now available for the ACCU-Pro! See details on the back page.



Control Panel—standard manual control is easy to operate due to the logical grouping of controls.




Spin Drive Unit—variable speed, reversible, and easy setup accommodates different reel configurations.



Reel Mounting Brackets—provides quick mounting and dismounting of the reel on a tabletop style base. No tools are necessary for fast and easy repeatable positioning of the cutting unit.

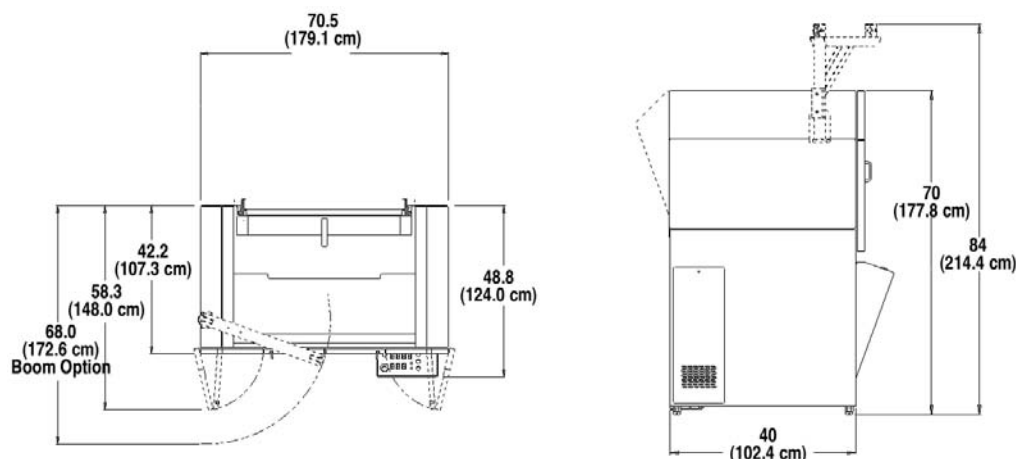


Digital Alignment Gauge—provides easy and accurate setup of the reel, ensuring that it is ground to a true cylinder, removing any “cone-shape” that typically develops in the cutting process.



Grinding Head And Patented Relief Assembly—heavy-duty, dependable, rugged tool-type design that provides accuracy and fast spin and relief grind cycles.

ACCU-Pro Spin/Relief Grinder



Specifications

Weight 1400 pounds (635 Kg)
 Power 115V, 50/60 cycle, Single phase, 20 Amp.
 Grinding Wheels 5" x 1" (127mm x 25mm), 5" x 3/8" (127mm x 10mm),
 3.5" x 1" (89mm x 25mm), 3.5" x 3/8" (89mm x 10mm)
 Grinding Motor 1 HP AC Motor, totally enclosed, fan-cooled, 3450 RPM
 Traverse Motor 1/20 HP Variable Speed DC Motor
 Spin Motor 1/4 HP Fan-Cooled Variable Speed DC Motor
 Carriage Travel 38" (96 cm)

Standard Features

- Spin and Relief Grind capabilities with one setup
- Patented Automatic Indexing Relief System
- Structurally engineered, welded steel frame
- Complete guarding
- See inside for more of the standard features

Optional Equipment

- ACCU-Touch control system
- The Workstation, 400 pounds (180 Kg) capacity
- Boom and manual hoist, 400 pounds (180 Kg) capacity
- Boom and electric winch, 400 pounds (180 Kg) capacity
- Dust collector
- 220V to 110V step down transformer

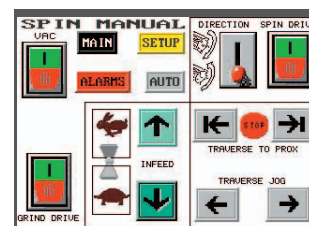
Specifications subject to change without notice.



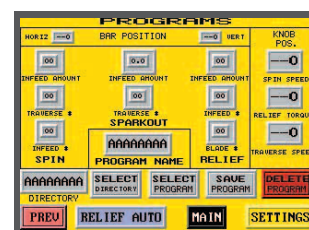
*Setting the Standard with the
World's Most Valued Grinders.*

A Division of Foley-Belsaw
 River Falls, Wisconsin 54022
www.foleyunited.com

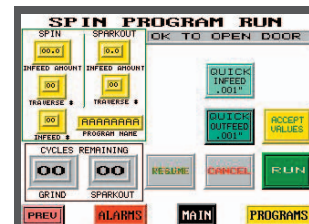
Distributed By:



User friendly "touch-screen" provides easy and logical operation. Operational guidance screens are accessible at the touch of a button.



Program settings allow the operator to choose infeed amounts for spin and relief, reel position, and other variable settings that can be saved for each specific reel type.



Customized and automated grind cycles for both the Spin and Relief processes will free the operator up while the machine does 100% of the work!