

2019



COBRA
www.cobragarden.co.uk

COBRA 2019

“The most comprehensive range of garden machinery in the U.K.”

Cobra Garden Machinery was launched in 2013 and is supported by Henton & Chattell Ltd, giving Cobra Garden the benefit of over 85 years experience in the Garden Machinery and Horticultural Industry.

The Cobra Garden range is constantly expanding and now consists of over 130 products to cover both your domestic and professional requirements. Cobra incorporate a comprehensive range of petrol, electric and cordless lawnmowers, handheld machines and lawncare products.

Cobra Garden products are available across the U.K. throughout a network of approved specialist dealers. Cobra Garden approved dealers have the knowledge and experience to help you purchase the correct Cobra Garden product for your requirements. The dealers will also provide expert after-sales assistance when your Cobra Garden product requires servicing.

Cobra Garden's philosophy is to remain true to their trusted values of Innovation, Quality, Reliability, Value and Customer Service. Cobra Garden work hard to ensure that they offer products and services that continue to be relevant to their customers.

CONTENTS

LAWNMOWER RANGE



CORDLESS RANGE 04 - 08

Cobra 40v Li-ion Cordless Lawnmowers are designed for instant starting with no petrol or cable required. Includes 4 wheel and rear roller options.



CYLINDER RANGE 09 - 11

The 2 models in the Cobra Cylinder Range feature cylinder cutting blades for a beautiful, traditional striped finish to your lawn.



ELECTRIC RANGE 12 - 16

The Cobra Electric Range is lightweight and features powerful motors and rear rollers on the GTRM models. Mulching & side discharge on selected models.



ORIGINAL RANGE 17 - 26

This range of powerful Lawnmowers are available in hand and self propelled models and vary in cutting widths from 16" to 22". A dedicated mulching Lawnmower is also available in the range.



PREMIUM RANGE 27 - 34

These 10 models are packed with high end features including mulching and side discharge, aluminium deck, large diameter wheels and 4 speed gearboxes on selected models.



REAR ROLLER RANGE 35 - 43

The rear roller range incorporates 13 models which feature full width rear rollers for creating a traditional striped finish.



PETROL HOVER RANGE 44 - 46

The Cobra Petrol Hover Range features 3 Lawnmowers with 20" cutting widths designed to tackle slopes up to 45°.



PROFESSIONAL RANGE 47 - 55

Cast Aluminium Decks, Blade Brake Clutch, Shaft Drive, Fan Assisted Collection and Rear Rollers are just a few of the features available in this range.

WHEELED TRIMMER 56

PETROL HANDHELD RANGE 57 - 75

ELECTRIC HANDHELD RANGE 76 - 85

CORDLESS HANDHELD RANGE 86 - 91

LAWNCARE RANGE 92 - 106

Specifications & models are subject to change without prior notice.



Cordless lawnmowers powered by 40v Li-ion

LI-ION
40v Lithium-ion

Cordless Lawnmower Range

The four 40v cordless models are designed for instant starting with no fuel or cables required. These feature rich Lawnmowers include single-lever height adjustment, mulching, side discharge or rear roller cutting systems and are ideal for small to medium gardens. The 40v Li-ion batteries are also compatible with the Cobra range of cordless handheld machines.

Range Highlights

- 40v Lithium-ion Samsung Batteries
- 13" - 18" Cutting Widths
- Hand and Self Propelled Drives
- 35ltr - 60ltr Grass Bag Capacities
- 4 Wheeled & Rear Roller Options
- Batteries fit 40v Handheld Cordless Range



COBRA Cordless Range

13" - 18" 40v Lithium-ion Cordless Lawnmowers



Expertly Powering Cobra Mowers

1 40v Li-ion Batteries

The Cobra Li-ion cordless Lawnmowers are powered by Samsung 40v Lithium-ion batteries offering a quiet, yet powerful and lightweight combination.

The Cobra 40v Lithium-ion battery technology suffers from no self-discharge and has no memory effect. Each battery has a run time of up to 30-40 mins when used in ideal grass cutting conditions.



Even More Options

2 Mulch / Side Discharge

Selected models come with a mulch plug and the MX46S40V has a side discharge facility to enable you to mulch your grass or discharge clippings onto the lawn.

3 Grass Bag Full Indicator

To make life even easier, Cobra have equipped selected models with a grass bag full indicator system. This indicates when your bag is full and ready to be emptied, eliminating grass being spilled.



Easily Monitor Your Battery Life

4 Battery Power LED Indicator

The Cobra Li-ion cordless range of Lawnmowers come equipped with a battery power indicator which is conveniently located on the Lawnmower handles.

By simply pressing the power button, LED lights give the operator a visual display of how much power is left in the Lithium-ion battery.



COBRA MX3440V

13" 40v Li-ion Cordless Lawnmower

With exceptional performance and style, the Cobra MX3440V cordless Lithium-ion Lawnmower allows you to get more done without the need for petrol or electrical cables. The MX3440V is hand propelled and has a robust poly deck.

Specification

- 1x 40v Li-ion Samsung Battery
- 35ltr Grass Bag Capacity
- 34cm / 13" Cutting Width
- Up to 30mins Run Time
- 25 - 75mm 5 Stage Adjustment
- Approx 85mins Charge Time
- 2.5Ah Battery Capacity
- Hand Propelled



COBRA RM4140V

16" 40v Li-ion Lawnmower with Rear Roller

Create a traditional striped lawn without the need for petrol or cables with the Cobra RM4140V Li-ion Lawnmower with Rear Roller. The RM4140V is hand propelled, has a quality metal deck and 7 cutting heights.

Specification

- 1x 40v Li-ion Samsung Battery
- Hand Propelled
- 41cm / 16" Cutting Width
- 50ltr Grass Bag Capacity
- 20 - 75mm 7 Stage Adjustment
- Up to 40mins Run Time
- 4.0Ah Battery Capacity
- Approx 90mins Charge Time



COBRA
With Rear Roller



The Cobra RM4140V Lawnmower comes equipped with a full width rear roller.



The Samsung 40v Li-ion battery allows you to get more done in less time with improved power.



SAMSUNG

Expertly powering Cobra Lawnmowers

Cobra's 40v Li-ion system consists of a range of 4 Lawnmowers that come complete with 1 or 2 batteries, and 3 handheld garden tools. All Lawnmowers and garden tools can all be powered from a standard 40v Samsung battery and charger system.

COBRA MX4140V

16" 40v Li-ion Cordless Lawnmower

The Cobra MX4140V cordless Lithium-ion Lawnmower allows you to get more done without the need for petrol or electrical cables. The MX4140V is hand propelled, has a quality metal deck and 7 cutting heights.

Specification

- 1x 40v Li-ion Samsung Battery
- 50ltr Grass Bag Capacity
- 41cm / 16" Cutting Width
- Up to 40mins Run Time
- 25 - 75mm 7 Stage Adjustment
- Approx 90mins Charge Time
- 4.0Ah Battery Capacity
- Mulch Plug Included



The 40v Li-ion battery allows you to get more done in less time with improved power.



Comes with a built in battery power indicator to allow easy monitoring of battery life.



Comes with a mulching facility to enable you to mulch and recycle your grass clippings.



COBRA MX46S40V

18" 40v Li-ion S/P Cordless Lawnmower

The MX46S40V is self propelled, has mulching, side and rear discharge options and 7 cutting heights. This cordless Lithium-ion Lawnmower allows you to get more done without the need for petrol or electrical cables.

Specification

- 2x 40v Li-ion Samsung Batteries
- 4-in-1 Collection System
- 46cm / 18" Cutting Width
- Up to 80mins Run Time
- 25 - 75mm 7 Stage Adjustment
- Approx 90mins Charge per Batt.
- 60ltr Grass Bag Capacity
- 4.0Ah Battery Capacity



Mulch plug and side discharge facility - mulch your grass or disperse straight onto the lawn.



With 2 40v Li-ion batteries included you can cut larger lawn areas with no down time.



The conveniently positioned power indicator allows easy monitoring of both batteries.



Cordless Range Overview

	 MX3440V	 MX4140V	 MX46S40V	 RM4140V
Battery	1x 40v 2.5Ah Li-ion Samsung	1x 40v 4.0Ah Li-ion Samsung	2x 40v 4.0Ah Li-ion Samsung	1x 40v 4.0Ah Li-ion Samsung
Drive Type	Hand Propelled	Hand Propelled	Self Propelled	Hand Propelled
Cutting Width	34cm / 13"	41cm / 16"	46cm / 18"	41cm / 16"
Cutting Height	25 - 75mm 5 Stage	25 - 75mm 7 Stage	25 - 75mm 7 Stage	20 - 75mm 7 Stage
Rear Roller	X	X	X	✓
Grass Bag Capacity	35ltr	50ltr	60ltr	50ltr
Run Time	Up to 30mins	Up to 40mins	Up to 80mins	Up to 40mins
Approx Charge Time	85mins	90mins	90mins per Battery	90mins
Power Indicator	✓	✓	✓	✓
Mulch Plug Included	X	✓	Yes / 4-in-1 Collection	X
Weight	16.3kg (Without Battery)	18.26kg (Without Battery)	26.53kg (Without Battery)	21.64kg (Without Battery)

COBRA

40v Battery 2.5Ah

Part No: 40V25AHLI



Battery fits all 40V Cobra Lawnmowers & handheld tools

COBRA

40v Battery 4Ah

Part No: 40V4AHLI



Battery fits all 40V Cobra Lawnmowers & handheld tools

COBRA

40V Charger

Part No: 40V2AHCHARGER



Battery not included



Hand push cylinder lawnmowers from Cobra

COBRA
Cylinder Range

For a beautiful, fine finish to your lawn

The Cylinder Range of Lawnmowers from Cobra includes two models designed to create a fine finish to your lawn with no fuel required. Included in the range is one hand push and one electric model both with rear rollers, ideal for small to medium gardens. Excellent for the environment - and good for your health too - the Cobra Cylinder Range Lawnmowers are a delight to use.

Range Highlights

- Hand Push & Electric Models
- 12.5" - 15" Cutting Widths
- Lightweight & Easy to Manoeuvre
- Heavy Rear Rollers for Beautiful Stripes
- Low Cutting Heights for a Fine Finish
- Environmentally Friendly





COBRA HM381

15" Hand Push Cylinder Lawnmower

The Cobra HM381 Hand Push Lawnmower is lightweight at just 8.5kg and features a cylinder cutting system for producing a fine finish to your lawn. Excellent for the environment - and good for your health too - the Cobra HM381 is a delight to use.

Specification

- Hand Propelled
- 38cm / 15" Cutting Width
- 13 - 38mm 4 Stage Adjustment
- Cylinder Blade Cutting System
- Environmentally Friendly
- Easy Blade Adjustment
- Light & Easy to use
- Weight: 8.5kg



Domestic use only

Split Rear Roller

Roller For Beautiful Striped Finish

The HM381 Lawnmower from the Cobra Cylinder Range comes equipped with a split rear roller to help create a traditional striped finish on your lawn.



Cylinder Blade Cutting System

For a Fine, Low Cut for Your Lawn

Featuring a high quality cylinder blade and 4 cutting heights ranging from 13mm for a superb low finish, up to 38mm for tackling slightly longer grass.



Ergonomic Adjustments

Comfort & Control

The Cobra HM381 Cylinder Hand Mower comes equipped with soft cushioned handles for complete operator comfort.



COBRA CM32E

400w Cylinder Lawnmower with Split Rear Roller

The Cobra CM32E electric cylinder Lawnmower features 4 diamond ground blades for a beautiful finish. The large split rear roller creates stripes and allows easy movement, while it is very compact for flat or vertical storage.

Specification

- 400W Motor
- 32cm / 12.5" Cutting Width
- 18 - 42mm 3 Stage Adjustment
- 4-Blade Steel Cutting Cylinder
- Hand Propelled
- Split Rear Roller
- 12m Cable
- Weight: 10kg



Cylinder Blade Cutting System

For a Fine, Low Cut for Your Lawn

The Cobra CM32E cylinder Lawnmower will produce a beautiful, fine finish to your lawn with its 4 precision diamond ground cutting blades.



Single Lever Height of Cut

18mm - 42mm 3 Stage Adjustment

All this is achieved by simply using the single height of cut adjustment lever. Depending on the height of your grass, you can easily and efficiently adjust the cutting height to suit.



Traditional Striped Finish

Large, Split Rear Roller

The CM32E Lawnmower from the Cobra Cylinder Range comes equipped with a large split rear roller to help create a traditional striped finish on your lawn.





Powerful motors and a traditional striped finish

GTRM
ELECTRIC LAWNMOWERS

Electric Lawnmower Range

The Cobra Electric Range is lightweight and features powerful motors and rear rollers on the GTRM models, with mulching on selected models. The easy to use single height adjuster and integrated rear roller on the GTRM range effortlessly gives your lawn the perfect traditional striped finish.

Range Highlights

- 1300W - 1800W Motors
- 13" - 17" Cutting Widths
- 40ltr - 60ltr Grass Bag Capacities
- Grass Bag Full Indicators
- Rear Rollers on selected models
- 20mm - 75mm 7 Stage Height of Cut



COBRA Electric Lawnmower Range

13" - 17" Electric Lawnmowers with Rear Roller

GTRM
ELECTRIC LAWNMOWERS



Mulching Lawnmowers

1 Mulching System

Selected GTRM models come equipped with a mulch plug to enable you to mulch your grass clippings back into the lawn.

Mulching Lawnmowers recycle the grass by finely cutting and re-cutting the clippings. As the clippings decompose, nutrients and fertilisers are returned to the soil meaning you can cut the grass and fertilise at the same time.



Single Lever Height of Cut

2 20mm - 75mm 7 Stage Adjustment

The Cobra GTRM range have 7 adjustable cutting heights ranging from 20mm for a superb low finish, up to 75mm for tackling longer grass.

All this is achieved by simply using the single height of cut adjustment lever. Depending on the height of your grass, you can easily and efficiently adjust the cutting height to suit.



Traditional Striped Finish

3 Rear Roller

The GTRM range of electric mowers from Cobra all come equipped with a rear roller to help create a traditional striped finish on your lawn.

The roller also gives you the ability to mow right up to the edges of flowerbeds and borders. The rear roller supports the Lawnmower when the front wheels are in line with the border edge.



COBRA GTRM34

13" Electric Lawnmower with Rear Roller

The Cobra GTRM34 electric Lawnmower is lightweight and features a powerful 1300W motor. The easy to use single height adjuster and an integrated rear roller effortlessly gives your lawn the perfect striped finish.

Specification

- 1300W Motor
- 34cm / 13" Cutting Width
- 20 - 75mm 7 Stage
- Rear Roller
- Hand Propelled
- 40ltr Grass Bag Capacity
- Cam Lock Handlebars
- Grass Bag Full Indicator



COBRA GTRM38

15" Electric Lawnmower with Rear Roller

The GTRM38 Lawnmower from Cobra is hand propelled and features a 1600W motor. This Lawnmower comes complete with a mulch plug, an easy to use single height adjuster and an integrated rear roller.

Specification

- 1600W Motor
- 38cm / 15" Cutting Width
- 20 - 75mm 7 Stage Adjustment
- Rear Roller
- Hand Propelled
- 40ltr Grass Bag Capacity
- Mulching
- Grass Bag Full Indicator



COBRA GTRM40

16" Electric Lawnmower with Rear Roller

The Cobra GTRM40 electric mulching lawnmower is lightweight and features a 1600W motor. The easy to use central height adjuster and integrated rear roller give your lawn the perfect striped finish.

Specification

- 1600W Motor
- 40cm / 16" Cutting Width
- 20 - 75mm 7 Stage Adjustment
- Rear Roller
- Hand Propelled
- 45ltr Grass Bag Capacity
- Mulching
- Grass Bag Full Indicator





COBRA GTRM43

17" Electric Lawnmower with Rear Roller

The Cobra GTRM43 electric mulching Lawnmower is lightweight and features a 1800W motor. The easy to use central height adjuster and integrated rear roller give your lawn the perfect striped finish.

Specification

- 1800W Motor
- 43cm / 17" Cutting Width
- 20 - 75mm 7 Stage Adjustment
- Rear Roller
- Hand Propelled
- 50ltr Grass Bag Capacity
- Mulching
- Grass Bag Full Indicator



COBRA
With Rear Roller



GTRM Range Overview



	GTRM34	GTRM38	GTRM40	GTRM43
Motor Rated Power:	1300W	1600W	1600W	1800W
Cutting Width:	34cm / 13"	38cm / 15"	40cm / 16"	43cm / 17"
Cutting Height:	20 - 75mm 7 Stage	20 - 75mm 7 Stage	20 - 75mm 7 Stage	20 - 75mm 7 Stage
Rear Roller:	✓	✓	✓	✓
Drive Type:	Hand Propelled	Hand Propelled	Hand Propelled	Hand Propelled
Grass Bag Capacity:	40ltr	40ltr	45ltr	50ltr
Mulch:	✗	✓	✓	✓
Grass Bag Full Indicator:	✓	✓	✓	✓
Cable:	10m	10m	10m	10m
Weight:	13kg	17.2kg	19.5kg	22kg



COBRA MX46SPE

Self Propelled 18" Electric Lawnmower

The Cobra MX46SPE 18" electric 4-in-1 Lawnmower is powered by an 1800W motor. The MX46SPE is self propelled and can either mulch, side discharge, rear discharge or collect.

Specification

- 1800W Motor
- 46cm / 18" Cutting Width
- 25 - 75mm 7 Stage Adjustment
- Collect / Mulching
- Self Propelled
- 60ltr Grass Bag Capacity
- Side / Rear Discharge Options
- 15m Cable Length



For Tackling Larger Jobs

Self Propelled Drive System

The Cobra MX46SPE electric Lawnmower comes equipped with a self propelled drive system for added comfort and ease of operator use.

The self propelled system takes all the effort out of pushing your mower, meaning you can maintain your lawn with ease.



Powerful Motor

1800W High Torque Motor

The powerful 1800W motor means you can tackle any task with confidence, whilst producing a beautiful finish to your lawn.

Powered by a high torque, high performance cutting system which maintains a quality cut. Even long or damp grass can be cut without the risk of stalling the Lawnmower.



Even More Options

Side Discharge System

If you don't want to collect your grass cuttings or your lawn has become overgrown, you can use the side discharge function.

Simply lift the side blanking plate and insert the side discharge chute. The grass will now be discharged in neat lines to the side of where you are mowing.





The combination of power, style & reliability



Original Lawnmower Range

The Cobra Original Range of petrol Lawnmowers are powered by Briggs & Stratton and Cobra engines. This range of 12 Lawnmowers are available in both hand and self propelled models and vary in cutting widths from 16" to 22". Selected models also feature both mulching and side discharge options. In addition, a dedicated mulching mower is also available.

Range Highlights

- Briggs & Stratton and Cobra Engines
- 16" - 22" Cutting Widths
- Hand and Self Propelled Drives
- 50ltr - 70ltr Grass Bag Capacities
- Mulching / Side Discharge Options
- Dedicated Mulching Lawnmower



COBRA Original Range

16" - 22" Petrol Powered Lawnmowers



Mulching Lawnmowers

1 Mulching System

Selected models in the Original Range feature a mulch plug to enable you to mulch your grass clippings back into the lawn.

Mulching Lawnmowers recycle the grass by finely cutting and re-cutting the clippings. As the clippings decompose, nutrients and fertilisers are returned to the soil meaning you can cut the grass and fertilise at the same time.



Cobra Drive Systems

2 Hand Propelled

Selected petrol Lawnmowers in the Original Range come equipped with a hand propelled drive system for complete operator freedom.

3 Self Propelled

The self propelled system takes all the effort out of pushing your Lawnmower, meaning you can maintain your lawn and not feel exhausted when the grass cutting is complete.



Powerful Engines

4 Briggs & Stratton and Cobra

Powered by Briggs & Stratton and Cobra engines. The Cobra Original Range incorporates the latest engine design technologies ensuring optimal torque and efficiency, resulting in lower emissions. Ideal for Cobra Lawnmowers, these easy starting engines pack a punch.





COBRA M40C

16" Lawnmower Powered by Cobra

With exceptional performance and style, the Cobra M40C 16" petrol Lawnmower is powered by a 98.5cc Cobra DG350 OHV Series engine and is hand propelled for complete user freedom.

Specification

- | | |
|-----------------------------------|----------------------------|
| ■ Cobra DG350 OHV Engine | ■ Hand Propelled |
| ■ 40cm / 16" Cutting Width | ■ 50ltr Grass Bag Capacity |
| ■ 25 - 75mm 10 Stage Adjustment | ■ Direct Collection System |
| ■ Single Height of Cut Adjustment | ■ 98.5cc Displacement |



Expertly Powered By
COBRA

COBRA M41C

16" Lawnmower with lightweight deck

The Cobra M41C Lawnmower has a lightweight polymer deck and is powered by a Cobra DG350 OHV Euro 5 engine. With its 7 cutting heights from 25mm - 75mm, this Lawnmower will help to create the perfect lawn.

Specification

- | | |
|---------------------------------|----------------------------|
| ■ Cobra DG350 OHV Euro 5 Engine | ■ Hand Propelled |
| ■ 41cm / 16" Cutting Width | ■ 50ltr Grass Bag Capacity |
| ■ 25 - 75mm 7 Stage Adjustment | ■ Lightweight Polymer Deck |
| ■ Single Height of Cut | ■ 98.5cc Displacement |



Expertly Powered By
COBRA





COBRA M40SPC

16" S/P Lawnmower Powered by Cobra

The Cobra M40SPC 16" petrol Lawnmower is powered by a Cobra DG450 OHV Series engine and is self propelled for tackling larger jobs with ease.

Specification

- | | |
|-----------------------------------|----------------------------|
| ■ Cobra DG450 OHV Engine | ■ Self Propelled |
| ■ 40cm / 16" Cutting Width | ■ 50ltr Grass Bag Capacity |
| ■ 25 - 75mm 10 Stage Adjustment | ■ Direct Collection System |
| ■ Single Height of Cut Adjustment | ■ 135cc Displacement |



Expertly Powered By
COBRA

COBRA M40B

16" Lawnmower Powered by B&S

The Cobra M40B 16" petrol Lawnmower is powered by a Briggs & Stratton 450E OHV Series engine and is hand propelled for complete user freedom.

Specification

- | | |
|-----------------------------------|----------------------------|
| ■ B&S 450E Series OHV Engine | ■ Hand Propelled |
| ■ 40cm / 16" Cutting Width | ■ 50ltr Grass Bag Capacity |
| ■ 25 - 75mm 10 Stage Adjustment | ■ Direct Collection System |
| ■ Single Height of Cut Adjustment | ■ 125cc Displacement |



COBRA M40SPB

16" S/P Lawnmower Powered by B&S

The Cobra M40SPB 16" petrol Lawnmower is expertly powered by a Briggs & Stratton 450E Series OHV engine, is self propelled for tackling larger jobs and has a 50ltr grass bag.

Specification

- | | |
|-----------------------------------|----------------------------|
| ■ B&S 450E Series OHV Engine | ■ Self Propelled |
| ■ 40cm / 16" Cutting Width | ■ 50ltr Grass Bag Capacity |
| ■ 25 - 75mm 10 Stage Adjustment | ■ Direct Collection System |
| ■ Single Height of Cut Adjustment | ■ 125cc Displacement |



COBRA M46B

18" Lawnmower Powered by B&S

With exceptional performance and style, the Cobra M46B 18" petrol Lawnmower is powered by a Briggs & Stratton 450E Series OHV engine and is push propelled for complete user freedom.

Specification

- B&S 450E Series OHV Engine
- Hand Propelled
- 46cm / 18" Cutting Width
- 60ltr Grass Bag Capacity
- 25 - 75mm 10 Stage Adjustment
- Direct Collection System
- Single Height of Cut Adjustment
- 125cc Displacement



Domestic use only



COBRA M46C

18" Lawnmower Powered by Cobra

With exceptional performance and style, the Cobra M46C 18" petrol Lawnmower is powered by a Cobra DG450 OHV engine, is push propelled and has a 10 stage height of cut adjustment.

Specification

- Cobra DG450 OHV Engine
- Hand Propelled
- 46cm / 18" Cutting Width
- 60ltr Grass Bag Capacity
- 25 - 75mm 10 Stage Adjustment
- Direct Collection System
- Single Height of Cut Adjustment
- 135cc Displacement



Expertly Powered By
COBRA

Domestic use only





COBRA M46SPC

18" S/P Lawnmower Powered by Cobra

The Cobra M46SPC 18" petrol Lawnmower is powered by a 135cc Cobra DG450 Series engine, is self propelled for tackling larger jobs and has a large 60ltr collection capacity.

Specification

- | | |
|-----------------------------------|----------------------------|
| ■ Cobra DG450 OHV Engine | ■ Self Propelled |
| ■ 46cm / 18" Cutting Width | ■ 60ltr Grass Bag Capacity |
| ■ 25 - 75mm 10 Stage Adjustment | ■ Direct Collection System |
| ■ Single Height of Cut Adjustment | ■ 135cc Displacement |



Expertly Powered By
COBRA

Powered by Cobra

135cc Cobra DG450 OHV Engine

The Cobra DG450 engine offers a quiet, yet powerful combination for a variety of demanding applications.

It incorporates the latest engine design technologies ensuring optimal torque and efficiency. The DG450 powers Cobra Lawnmowers for lawns up to 600sq/m.



Drive System

Self Propelled

This Lawnmower comes equipped with a self propelled drive system for added comfort and ease of operator use.

The self propelled system takes all the effort out of pushing your Lawnmower, meaning you can maintain your lawn with ease.



Single Height of Cut

10 Cutting Heights

The Cobra M46SPC has 10 adjustable cutting heights ranging from 25mm for a superb low finish, up to 75mm for tackling longer grass. This is achieved by simply using the single height of cut adjustment lever. Depending on the height of your grass, you can easily and efficiently adjust the cutting height to suit.





COBRA M46SPB

18" S/P Lawnmower Powered by B&S

The Cobra M46SPB 18" petrol Lawnmower is powered by a 140cc Briggs & Stratton 500E Series OHV engine, has a 10 stage height of cut adjustment and is self propelled to help alleviate user fatigue.

Specification

- B&S 500E Series OHV Engine
- Self Propelled
- 46cm / 18" Cutting Width
- 60ltr Grass Bag Capacity
- 25 - 75mm 10 Stage Adjustment
- Direct Collection System
- Single Height of Cut Adjustment
- 140cc Displacement



COBRA M51SPB

20" S/P Lawnmower Powered by B&S

The Cobra M51SPB petrol 4-in-1 Lawnmower is expertly powered by a Briggs & Stratton 650EXI Ready Start engine and can either mulch, side / rear discharge or collect grass.

Specification

- B&S 650EXI Ready Start Engine
- Self Propelled
- 51cm / 20" Cutting Width
- 60ltr Grass Bag Capacity
- 25 - 75mm 10 Stage Adjustment
- 4-in-1 Collection System
- Mulching / Side Discharge
- 163cc Displacement



COBRA M56SPB

22" S/P Lawnmower Powered by B&S

The 22" M56SPB petrol 4-in-1 Lawnmower from Cobra is powered by a Briggs & Stratton 650EXI Series Ready Start engine and can either mulch, side / rear discharge or collect grass clippings.

Specification

- B&S 650EXI Series Ready Start
- Self Propelled
- 56cm / 22" Cutting Width
- 70ltr Grass Bag Capacity
- 25 - 80mm 10 Stage Adjustment
- 4-in-1 Collection System
- Mulching / Side Discharge
- 163cc Displacement





COBRA M51SPC

20" S/P Lawnmower Powered by Cobra Engine

The Cobra M51SPC petrol 4-in-1 Lawnmower is expertly powered by a Cobra DG600 OHV engine and can either mulch, side / rear discharge or collect grass.

Specification

- Cobra DG600 OHV Engine
- Self Propelled
- 51cm / 20" Cutting Width
- 60ltr Grass Bag Capacity
- 25 - 75mm 10 Stage Adjustment
- 4-in-1 Collection System
- Mulching / Side Discharge
- 173cc Displacement



Expertly Powered By
COBRA



Powered by Cobra

Cobra DG600 OHV Engine

The Cobra DG600 engine offers a quiet, yet powerful combination for a variety of demanding applications.

It incorporates the latest engine design technologies ensuring optimal torque and efficiency. The DG600 powers Cobra Lawnmowers for lawns up to 800sq/m.



Recycle Your Grass

Mulching System

The Cobra M51SPC comes complete with a mulch plug to enable you to mulch your grass clippings back into the lawn.

Mulching Lawnmowers recycle the grass by finely cutting and re-cutting the clippings.



Drive System

Self Propelled

This Lawnmower comes equipped with a self propelled drive system for added comfort and ease of operator use.

The self propelled system takes all the effort out of pushing your Lawnmower, meaning you can maintain your lawn with ease.



Original Range Overview



	M41C	M40C	M40B	M40SPC
Engine:	Cobra DG350 OHV Euro 5	Cobra DG350 OHV	B&S 450E Series OHV	Cobra DG450 OHV
Cutting Width:	41cm / 16" Polymer Deck	40cm / 16"	40cm / 16"	40cm / 16"
Cutting Height:	25 - 75mm 7 Stage	25 - 75mm 10 Stage	25 - 75mm 10 Stage	25 - 75mm 10 Stage
Drive Type:	Hand Propelled	Hand Propelled	Hand Propelled	Self Propelled
Grass Bag Capacity:	50ltr	50ltr	50ltr	50ltr
Mulch / Side Discharge:	X	X	X	X
Collection System:	Direct	Direct	Direct	Direct
Weight:	19.6kg	25kg	24kg	28kg



	M40SPB	M46C	M46B	M46SPC
Engine:	B&S 450E Series OHV	Cobra DG450 OHV	B&S 450E Series OHV	Cobra DG450 OHV
Cutting Width:	40cm / 16"	46cm / 18"	46cm / 18"	46cm / 18"
Cutting Height:	25 - 75mm 10 Stage	25 - 75mm 10 Stage	25 - 75mm 10 Stage	25 - 75mm 10 Stage
Drive Type:	Self Propelled	Hand Propelled	Hand Propelled	Self Propelled
Grass Bag Capacity:	50ltr	60ltr	60ltr	60ltr
Mulch / Side Discharge:	X	X	X	X
Collection System:	Direct	Direct	Direct	Direct
Weight:	26kg	26kg	26kg	28kg



	M46SPB	M51SPC	M51SPB	M56SPB
Engine:	B&S 500E Series OHV	Cobra DG600 OHV	B&S 650EXI Ready Start	B&S 650EXI Series Ready Start
Cutting Width:	46cm / 18"	51cm / 20"	51cm / 20"	56cm / 22"
Cutting Height:	25 - 75mm 10 Stage	25 - 75mm 10 Stage	25 - 75mm 10 Stage	25 - 80mm 10 Stage
Drive Type:	Self Propelled	Self Propelled	Self Propelled	Self Propelled
Grass Bag Capacity:	60ltr	60ltr	60ltr	70ltr
Mulch / Side Discharge:	X	✓	✓	✓
Collection System:	Direct	4-in-1	4-in-1	4-in-1
Weight:	28kg	35kg	35kg	37kg



Mulching System

The greener way to cut your lawn

The MM51B is a mulching mower which enables you to mulch your grass clippings back into the lawn. Mulching Lawnmowers recycle the grass by finely cutting and re-cutting the clippings. As the clippings decompose, nutrients and fertilisers are returned to the soil meaning you can cut the grass and fertilise at the same time.



Side Discharge System

Side discharge your grass with Cobra

If you don't want to mulch your grass or your lawn has become overgrown, the MM51B comes with a side discharge function. Simply lift the side blanking plate and insert the side discharge chute. The grass will now be discharged in neat lines to the side of where you are mowing.



COBRA MM51B

20" Mulching Lawnmower Powered by B&S

The Cobra MM51B 20" dedicated mulching Lawnmower is powered by a 140cc Briggs & Stratton 500E Series engine, is hand propelled for ease of manoeuvrability and has the option for side discharge.

Specification

- B&S 500E Series Engine
- 51cm / 20" Cutting Width
- 30 - 75mm 5 Stage Adjustment
- Single Height of Cut Adjustment
- Hand Propelled
- Side Discharge
- Mulching
- 140cc Displacement



Feature rich, high specification lawnmowers



Premium Lawnmower Range

The Cobra Premium Range of petrol Lawnmowers are powered by Briggs & Stratton, Cobra and Honda engines. These 10 models are packed with high end features including mulching and side discharge, large diameter wheels and 4 speed gearboxes on selected models. Hand and self propelled models are available with cutting widths ranging from 18" - 22".

Range Highlights

- Briggs & Stratton, Cobra and Honda Engines
- 18" - 22" Cutting Widths
- Hand and Self Propelled Drives
- Electric Start on Selected Models
- Mulching / Side Discharge
- 25mm - 75mm 7 Stage Height of Cut



COBRA Premium Range

18" - 22" Petrol Powered Premium Lawnmowers

P PREMIUM
RANGE LAWNMOWERS



Mulching Lawnmowers

1 Mulching System

The Premium Range models all come equipped with a mulch plug to enable you to mulch your grass clippings back into the lawn.

Mulching Lawnmowers recycle the grass by finely cutting and re-cutting the clippings. As the clippings decompose, nutrients and fertilisers are returned to the soil.



Drive Systems

2 Hand & Self Propelled

Hand propelled drive systems for complete operator freedom. The self propelled system takes all the effort out of pushing your Lawnmower.

4 Electric Start

Eliminates the necessity of pulling the recoil rope, replacing it with an electric ignition key starter. This can help reduce wear and tear on the engine. Available on the MX46SPCE & MX484SPCE models.



Even More Options

5 Side Discharge

If you don't want to collect your grass cuttings or your lawn has become overgrown, the Premium Range all come equipped with a side discharge function.

Simply lift the side blanking plate and insert the side discharge chute. The grass will now be discharged in neat lines to the side of where you are mowing.





COBRA MX46B

18" Lawnmower Powered by B&S

The Cobra MX46B petrol 4-in-1 Lawnmower is powered by a Briggs & Stratton 500E Series OHV engine. This mower is hand propelled and can either mulch, side / rear discharge or collect grass clippings.

Specification

- B&S 500E Series OHV Engine
- Hand Propelled
- 46cm / 18" Cutting Width
- 60ltr Grass Bag Capacity
- 25 - 75mm 7 Stage Adjustment
- 4-in-1 Collection System
- Mulching / Side Discharge
- 140cc Displacement



COBRA MX46SPB

18" S/P Lawnmower Powered by B&S

The Cobra MX46SPB petrol Lawnmower can either mulch, side / rear discharge or collect grass clippings and has a Briggs & Stratton 500E Series OHV engine. This Lawnmower is self propelled.

Specification

- B&S 500E Series OHV Engine
- Self Propelled
- 46cm / 18" Cutting Width
- 60ltr Grass Bag Capacity
- 25 - 75mm 7 Stage Adjustment
- 4-in-1 Collection System
- Mulching / Side Discharge
- 140cc Displacement





Expertly Powered By
COBRA



COBRA MX46SPCE

18" Push Button Start Lawnmower

The premium Cobra MX46SPCE petrol Lawnmower is powered by a Cobra DG450 OHV Electric Start engine. This Lawnmower has a push button start, a 4-in-1 cutting system and is self propelled to alleviate fatigue.

Specification

- Cobra DG450 OHV Electric Start
- Self Propelled
- 46cm / 18" Cutting Width
- 60ltr Grass Bag Capacity
- 25 - 75mm 7 Stage Adjustment
- 4-in-1 Collection System
- Mulching / Side Discharge
- 135cc Displacement



Powered by Cobra

135cc Cobra DG450 OHV Engine

The Cobra DG450 engine offers a quiet, yet powerful combination for a variety of demanding applications.

It incorporates the latest engine design technologies ensuring optimal torque and efficiency. The DG450 powers Cobra lawnmowers for gardens up to 600sq/m.



Mulching Lawnmower

Mulching System

Equipped with a mulch plug to enable you to mulch your grass clippings back into the lawn. Mulching Lawnmowers recycle the grass by finely cutting and re-cutting the clippings. As the clippings decompose, nutrients and fertilisers are returned to the soil meaning you can cut the grass and fertilise at the same time.



Even More Options

Side Discharge System

Simply lift the side blanking plate and insert the side discharge chute. The grass will now be discharged in neat lines to the side of where you are mowing.

This is ideal if you don't want to collect your grass cuttings or your lawn has become overgrown.



Push button starting for even easier lawnmowing

As well as a standard recoil pull-start, there's also an electric start system to make starting your Cobra MX46SPCE Lawnmower even easier.

Electric Start eliminates the necessity of pulling the recoil rope, replacing it with a button. This can help reduce wear and tear on the engine. A charger is supplied to keep the battery ready for use.



COBRA MX46SPH

18" S/P Lawnmower Powered by Honda

The premium Cobra MX46SPH petrol 4-in-1 Lawnmower is powered by a Honda GCV160 engine. This mower is self propelled and can either mulch, side discharge, rear discharge or collect.

Specification

- Honda GCV160 Engine
- Self Propelled
- 46cm / 18" Cutting Width
- 60ltr Grass Bag Capacity
- 25 - 75mm 7 Stage Adjustment
- 4-in-1 Collection System
- Mulching / Side Discharge
- 160cc Displacement



COBRA MX51SPH

20" S/P Lawnmower Powered by Honda

Powered by a Honda GCV160 engine, the premium Cobra MX51SPH is a petrol 4-in-1 Lawnmower with self propelled drive for tackling larger jobs and reduce operator fatigue.

Specification

- Honda GCV160 Engine
- Self Propelled
- 51cm / 20" Cutting Width
- 60ltr Grass Bag Capacity
- 25 - 75mm 7 Stage Adjustment
- 4-in-1 Collection System
- Mulching / Side Discharge
- 160cc Displacement



COBRA MX564SPB

22" S/P 4 Speed Mower Powered by B&S

The premium Cobra MX564SPB petrol 4-in-1 Lawnmower is powered by a Briggs & Stratton 675EXI Series Ready Start engine. This Cobra Lawnmower is self propelled with a reliable 4 speed gearbox.

Specification

- B&S 675EXI Series Ready Start
- Self Propelled / 4 Speed
- 56cm / 22" Cutting Width
- 70ltr Grass Bag Capacity
- 25 - 75mm 7 Stage Adjustment
- 4-in-1 Collection System
- Mulching / Side Discharge
- 163cc Displacement



COBRA MX514SPB

20" Lawnmower with 4 Speed Gearbox

Powered by a Briggs & Stratton 650EXI Series Ready Start engine, the premium Cobra MX514SPB is a petrol 4-in-1 Lawnmower with self propelled drive and a reliable 4 speed gearbox for complete control and the ultimate mowing experience.

Specification

- B&S 650EXI Series Ready Start
- Self Propelled / 4 Speed
- 51cm / 20" Cutting Width
- 60ltr Grass Bag Capacity
- 25 - 75mm 7 Stage Adjustment
- 4-in-1 Collection System
- Mulching / Side Discharge
- 163cc Displacement



The Briggs & Stratton 650EXI Series combines performance with new levels of easy operation.



Comes with a self propelled drive system and a 4 speed gearbox.



Comes with a mulching facility to enable you to mulch and recycle your grass clippings.

COBRA MX515SPBI

20" Lawnmower with Aluminium Deck

Powered by a Briggs & Stratton 675IS InStart engine, the premium Cobra MX515SPBI comes equipped with a durable aluminium deck. The 4-in-1 cutting system together with self propelled drive and a reliable 5 speed gearbox provide complete user control.

Specification

- B&S 675IS InStart Engine
- Self Propelled / 5 Speed
- 51cm / 20" Cutting Width
- 60ltr Grass Bag Capacity
- 25 - 75mm 5 Stage Adjustment
- Mulching / Side Discharge
- Aluminium Deck
- 163cc Displacement



instart^{IS}
INSTANT STARTING TECHNOLOGY



InStart's battery can be quickly charged from flat so you don't have to wait too long until your mower is ready to go!



InStart from Briggs & Stratton delivers the next generation in easy starting.



Push button is the easiest starting ever. InStart technology eliminates the traditional recoil starting system.

COBRA MX484SPCE

19" Lawnmower with Electric Start

The Cobra MX484SPCE push button start Lawnmower has a cutting width of 48cm and is ideal for medium to large lawns. Powered by a Cobra Y173V 173cc 4-stroke engine, this 4 speed lawnmower is designed to perform the most demanding tasks with ease.

Specification

- Cobra Y173V Electric Start
- Self Propelled / 4 Speed
- 48cm / 19" Cutting Width
- 65ltr Grass Bag Capacity
- 25 - 75mm 6 Stage Adjustment
- 4-in-1 Collection System
- Mulching / Side Discharge
- 173cc Displacement



ELECTRIC START



The Cobra Y173V is an Electric Start, 4-Stroke engine with 173cc of power.



The Cobra MX484SPCE is able to both mulch and side discharge grass clippings.

Expertly Powered By
COBRA



The MX484SPCE has an optional Swing Tip Blade which can reduce crank shaft damage.
- Part No: MX484SPCESWINGBLADE
£49.99 inc VAT

COBRA MX534SPH

21" Lawnmower with 4 Speed Gearbox

The Cobra MX534SPH self propelled Lawnmower has a 4 speed gearbox and a cutting width of 53cm. Powered by a Honda GCV170 4-stroke engine, for unprecedented reliability and performance, this Lawnmower is perfect for a medium to large domestic lawns.

Specification

- Honda GCV170 Engine
- Self Propelled / 4 Speed
- 53cm / 21" Cutting Width
- 65ltr Grass Bag Capacity
- 25 - 75mm 6 Stage Adjustment
- 4-in-1 Collection System
- Mulching / Side Discharge
- Weight: 38kg



The Cobra MX534SPH is powered by a Honda GCV170 engine for a quiet yet powerful use.



The 4 speed self propelled gearbox gives you total control for ultimate mowing.



The MX534SPH has an optional Swing Tip Blade which can reduce crank shaft damage.
- Part No: MX534SPHSWINGBLADE
£49.99 inc VAT

Premium Range Overview

**MX46B****MX46SPB****MX46SPH**

	MX46B	MX46SPB	MX46SPH
Engine:	B&S 500E Series OHV	B&S 500E Series OHV	Honda GCV160
Cutting Width:	46cm / 18"	46cm / 18"	46cm / 18"
Cutting Height:	25 - 75mm 7 Stage	25 - 75mm 7 Stage	25 - 75mm 7 Stage
Drive Type:	Hand Propelled	Self Propelled	Self Propelled
Grass Bag Capacity:	60ltr	60ltr	60ltr
Mulch / Side Discharge:	✓	✓	✓
Collection System:	4-in-1	4-in-1	4-in-1
Weight:	28kg	31kg	33kg

**MX46SPCE****MX484SPCE****MX51SPH**

	MX46SPCE	MX484SPCE	MX51SPH
Engine:	Cobra Electric Start DG450 OHV	Cobra Y173V Electric Start	Honda GCV160
Cutting Width:	46cm / 18"	48cm / 19"	51cm / 20"
Cutting Height:	25 - 75mm 7 Stage	25 - 75mm 6 Stage	25 - 75mm 7 Stage
Drive Type:	Self Propelled	Self Propelled / 4 Speed	Self Propelled
Grass Bag Capacity:	60ltr	65ltr	60ltr
Mulch / Side Discharge:	✓	✓	✓
Collection System:	4-in-1	4-in-1	4-in-1
Weight:	39kg	44kg	36kg

**MX514SPB****MX515SPBI****MX534SPH****MX564SPB**

	MX514SPB	MX515SPBI	MX534SPH	MX564SPB
Engine:	B&S 650EXI Series Ready Start	B&S 675IS InStart	Honda GCV170	B&S 675EXI Series Ready Start
Cutting Width:	51cm / 20"	51cm / 20" Aluminium	53cm / 21"	56cm / 22"
Cutting Height:	25 - 75mm 7 Stage	25 - 75mm 7 Stage	25 - 75mm 6 Stage	25 - 75mm 7 Stage
Drive Type:	Self Propelled / 4 Speed	Self Propelled	Self Propelled / 4 Speed	Self Propelled / 4 Speed
Grass Bag Capacity:	60ltr	60ltr	65ltr	70ltr
Mulch / Side Discharge:	✓	✓	✓	✓
Collection System:	4-in-1	4-in-1	4-in-1	4-in-1
Weight:	36kg	37kg	38kg	40kg



A beautiful, traditional striped finish



Rear Roller Lawnmower Range

The Cobra Rear Roller Range of petrol Lawnmowers are powered by Briggs & Stratton, Cobra and Honda engines. The range incorporates 13 models which feature full width rear rollers for creating a traditional striped finish, hand and self propelled drive systems and 16" to 20" cutting widths.

Range Highlights

- Briggs & Stratton, Cobra and Honda Engines
- 16" - 20" Cutting Widths
- Hand and Self Propelled Drives
- Electric Start on Selected Models
- 50ltr - 70ltr Grass Bag Capacities
- 17mm - 75mm 6 Stage Height of Cut



COBRA Rear Roller Range

16" - 20" Petrol Rear Roller Lawnmowers



Traditional Striped Finish

1 Full Width Rear Roller

The Rear Roller Range of petrol Lawnmowers from Cobra all come equipped with a full width rear roller to produce a traditional striped finish.

They also give you the ability to mow right up to the edge of flowerbeds and borders. The rear roller supports the Lawnmower when the front wheels are in line with the border edge.



Single Lever Height of Cut

2 17mm - 75mm 6 Stage Adjustment

The Cobra Rear Roller Range have 6 fully adjustable cutting heights ranging from 17mm for a superb low finish, up to 75mm for tackling longer grass.

All this is achieved by simply using the single height of cut adjustment lever which has been conveniently positioned next to the rear roller.



Cobra Drive Systems

3 Hand Propelled

Selected petrol Lawnmowers in the Rear Roller Range come equipped with a hand propelled drive system for complete operator freedom.

Self Propelled

The self propelled system takes all the effort out of pushing your Lawnmower, meaning you can maintain your lawn and not feel exhausted when the grass cutting is complete.





COBRA RM40C

Rear Roller Lawnmower Powered by Cobra

The Cobra RM40C petrol Lawnmower is powered by a 98.5cc Cobra DG350 OHV engine. The RM40C cuts down to 17mm, is hand propelled and has a rear roller for a traditional striped finish.

Specification

- Cobra DG350 OHV Engine
- Hand Propelled
- 40cm / 16" Cutting Width
- 50ltr Grass Bag Capacity
- 17 - 75mm 6 Stage Adjustment
- Direct Collection System
- Rear Roller
- 98.5cc Displacement



Expertly Powered By
COBRA

COBRA
With Rear Roller

Powered by Cobra

98.5cc Cobra DG350 OHV Engine

The Cobra DG350 engine offers a quiet, yet powerful solution for a variety of demanding applications.

It incorporates the latest engine design technologies ensuring optimal torque and efficiency.



Single Height of Cut

17mm - 75mm 6 Stage Adjustment

The Cobra RM40C has 6 adjustable cutting heights ranging from 17mm for a superb low finish, up to 75mm for tackling longer grass. All this is achieved by simply using the single height of cut adjustment lever. Depending on the height of your grass, you can easily and efficiently adjust the cutting height to suit.



Large Capacity Grass Bag

50ltr Grass Bag Capacity

Equipped with a 50ltr fabric grass bag, ideal for collecting large amounts of grass clippings before the need for emptying.

Made from a robust, high quality fabric that enables a strong free flow of air, which means that grass collection on this machine is even more compact.



COBRA RM40SPC

16" S/P Lawnmower Powered by Cobra

With exceptional performance and style, the Cobra RM40SPC petrol Lawnmower is powered by a Cobra DG450 engine. The RM40SPC is self propelled and has a rear roller for a traditional striped finish.

Specification

- Cobra DG450 OHV Engine
- Self Propelled
- 40cm / 16" Cutting Width
- 50ltr Grass Bag Capacity
- 17 - 75mm 6 Stage Adjustment
- Direct Collection System
- Rear Roller
- 135cc Displacement



Expertly Powered By
COBRA

COBRA
With Rear Roller



COBRA RM40SPB

16" S/P Lawnmower Powered by B&S

The Cobra RM40SPB petrol Lawnmower is powered by a Briggs & Stratton 450E series engine. Its full width rear roller gives a beautiful striped finish with a cut as low as 17mm.

Specification

- B&S 450E Series Engine
- Self Propelled
- 40cm / 16" Cutting Width
- 50ltr Grass Bag Capacity
- 17 - 75mm 6 Stage Adjustment
- Direct Collection System
- Rear Roller
- 125cc Displacement



COBRA
With Rear Roller



COBRA RM40SPCE

16" Lawnmower with Push Button Start

The RM40SPCE Electric Start petrol Lawnmower from Cobra is powered by a 135cc Cobra DG450 OHV engine. The RM40SPCE has a rear roller for a traditional finish and a key start system.

Specification

- Cobra DG450 OHV Electric Start
- Self Propelled
- 40cm / 16" Cutting Width
- 50ltr Grass Bag Capacity
- 17 - 75mm 6 Stage Adjustment
- Direct Collection System
- Rear Roller
- 135cc Displacement



Expertly Powered By
COBRA

ELECTRIC START

COBRA
With Rear Roller





COBRA RM433SPBI

17" S/P Lawnmower with B&S InStart

The Cobra RM433SPBI petrol Lawnmower is powered by a Briggs & Stratton 575IS InStart engine. The RM433SPBI is self propelled has a premium deck and a rear roller for a traditional striped finish.

Specification

- B&S 575IS InStart Engine
- 43cm / 17" Cutting Width
- 17 - 75mm 6 Stage Adjustment
- 3 Speed Transmission
- Self Propelled
- 50ltr Grass Bag Capacity
- Direct Collection System
- 150cc Displacement



COBRA RM46SPC

18" S/P Lawnmower Powered by Cobra

The Cobra RM46SPC petrol Lawnmower is powered by a Cobra DG450 OHV engine. The RM46SPC is self propelled and has a rear roller for a traditional striped finish.

Specification

- Cobra DG450 OHV Engine
- 46cm / 18" Cutting Width
- 17 - 75mm 6 Stage Adjustment
- Rear Roller
- Self Propelled
- 55ltr Grass Bag Capacity
- Direct Collection System
- 135cc Displacement



COBRA RM46SPCE

18" Lawnmower with Push Button Start

The Cobra RM46SPCE Electric Start petrol Lawnmower is powered by a Cobra DG450 OHV engine. The RM46SPCE has a rear roller for a traditional striped finish.

Specification

- Cobra DG450 OHV Electric Start
- 46cm / 18" Cutting Width
- 17 - 75mm 6 Stage Adjustment
- Rear Roller
- Self Propelled
- 55ltr Grass Bag Capacity
- Direct Collection System
- 135cc Displacement





COBRA RM46SPBR

18" S/P Lawnmower Powered by B&S

With exceptional performance and powered by the B&S 575EX Series Ready Start engine, the Cobra RM46SPBR 18" petrol Lawnmower is self propelled and has a full width rear roller for a striped finish.

Specification

- B&S 575EX Series Ready Start
- Self Propelled
- 46cm / 18" Cutting Width
- 55ltr Grass Bag Capacity
- 17 - 75mm 6 Stage Adjustment
- Direct Collection System
- Rear Roller
- 140cc Displacement



Powered by Briggs & Stratton

140cc B&S 575EX Series Ready Start

The 575EX engine provides the best-in-class performance in this category of engines.

It includes the latest engine design technologies ensuring optimal torque and efficiency, resulting in lower emissions.



Traditional Striped Finish

Full Width Rear Roller

The RM46SPBR comes equipped with a rear roller to help create a traditional striped finish on your lawn. It also gives you the ability to mow right up to the edges of flowerbeds and borders. The rear roller supports the Lawnmower when the front wheels are in line with the border edge.



Large Capacity Grass Bag

55ltr Grass Bag Capacity

Equipped with a 55ltr fabric grass bag, ideal for collecting large amounts of grass clippings before the need for emptying.

Made from a robust, high quality fabric that enables a strong free flow of air, which means that grass collection on this machine is even more compact.



COBRA RM46B

18" Lawnmower Powered by B&S

Create a traditional striped lawn with the Cobra RM46B 18" petrol Lawnmower. Powered by a Briggs & Stratton 500E Series engine, the RM46B is hand propelled and has a full width rear roller.

Specification

- B&S 500E Series Engine
- 46cm / 18" Cutting Width
- 17 - 75mm 6 Stage Adjustment
- Rear Roller
- Hand Propelled
- 55ltr Grass Bag Capacity
- Direct Collection System
- 140cc Displacement



COBRA RM46SPB

18" S/P Lawnmower Powered by B&S Engine

With exceptional performance and style, the Cobra RM46SPB 18" petrol Lawnmower is powered by a Briggs & Stratton 500E Series engine. The RM46SPB is self propelled and has a rear roller for a striped finish.

Specification

- B&S 500E Series Engine
- 46cm / 18" Cutting Width
- 17 - 75mm 6 Stage Adjustment
- Rear Roller
- Self Propelled
- 55ltr Grass Bag Capacity
- Direct Collection System
- 140cc Displacement



COBRA RM46SPH

18" S/P Lawnmower Powered by Honda

Powered by a Honda GCV160 engine, the RM46SPH 18" petrol Lawnmower is self propelled and has a rear roller for a traditional striped finish.

Specification

- Honda GCV160 Engine
- 46cm / 18" Cutting Width
- 17 - 75mm 6 Stage Adjustment
- Rear Roller
- Self Propelled
- 55ltr Grass Bag Capacity
- Direct Collection System
- 160cc Displacement





COBRA RM513SPBI

20" S/P Lawnmower Powered by B&S

With exceptional performance and style, the Cobra RM513SPBI 20" petrol Lawnmower is powered by a Briggs & Stratton 675IS InStart engine. The RM513SPBI is self propelled and has a rear roller.

Specification

- B&S 675IS InStart Engine
- Self Propelled
- 51cm / 20" Cutting Width
- 70ltr Grass Bag Capacity
- 17 - 75mm 6 Stage Adjustment
- Direct Collection System
- 3 Speed Transmission
- 163cc Displacement



COBRA RM514SPC

20" S/P Lawnmower Powered by Cobra

Powered by a Cobra DG600 engine, the RM514SPC 20" petrol Lawnmower is self propelled, has a 4 speed transmissin and has a rear roller for a traditional striped finish.

Specification

- Cobra DG600 Engine
- Self Propelled
- 51cm / 20" Cutting Width
- 70ltr Grass Bag Capacity
- 17 - 75mm 6 Stage Adjustment
- Direct Collection System
- 4 Speed Transmission
- 173cc Displacement



Expertly Powered By
COBRA



Rear Roller Range Overview



	RM40C	RM40SPC	RM40SPB	RM40SPCE
Engine:	Cobra DG350 OHV	Cobra DG450 OHV	B&S 450E Series	Cobra DG450 OHV Electric Start
Cutting Width:	40cm / 16"	40cm / 16"	40cm / 16"	40cm / 16"
Cutting Height:	17 - 75mm 6 Stage	17 - 75mm 6 Stage	17 - 75mm 6 Stage	17 - 75mm 6 Stage
Rear Roller:	✓	✓	✓	✓
Drive Type:	Hand Propelled	Self Propelled	Self Propelled	Self Propelled
Grass Bag Capacity:	50ltr	50ltr	50ltr	50ltr
Cam Lock Levers:	✓	✓	✓	✓
Weight:	28kg	28.5kg	28.5kg	36.5kg



	RM433SPBI	RM46SPC	RM46SPCE	RM46B
Engine:	B&S 575IS InStart Engine	Cobra DG450 OHV	Cobra DG450 with Electric Start	B&S 500E Series
Cutting Width:	43cm / 17"	46cm / 18"	46cm / 18"	46cm / 18"
Cutting Height:	17 - 75mm 6 Stage	17 - 75mm 6 Stage	17 - 75mm 6 Stage	17 - 75mm 6 Stage
Rear Roller:	✓	✓	✓	✓
Drive Type:	Self Propelled / 3 Speed	Self Propelled	Self Propelled	Hand Propelled
Grass Bag Capacity:	50ltr	55ltr	55ltr	55ltr
Cam Lock Levers:	✓	✓	✓	✓
Weight:	31.5kg	37kg	40kg	30kg



	RM46SPB / SPH	RM46SPBR	RM513SPBI	RM514SPC
Engine:	B&S 500E Series / Honda GCV160	B&S 575EX Series Ready Start	B&S 675IS InStart Engine	Cobra DG600 Engine
Cutting Width:	46cm / 18"	46cm / 18"	51cm / 20"	51cm / 20"
Cutting Height:	17 - 75mm 6 Stage	17 - 75mm 6 Stage	17 - 75mm 6 Stage	17 - 75mm 6 Stage
Rear Roller:	✓	✓	✓ Steel	✓ Steel
Drive Type:	Self Propelled	Self Propelled	Self Propelled / 3 Speed	Self Propelled / 4 Speed
Grass Bag Capacity:	55ltr	55ltr	70ltr	70ltr
Cam Lock Levers:	✓	✓	✓	✓
Weight:	32kg	32kg	41.5kg	46.5kg



Tackle the toughest slopes with an AirMow



Petrol Hover Mowers that cut on slopes up to 45°

The Cobra AirMow series of Hover Mowers float on a cushion of air and have all the user freedom that petrol powered machines bring. The three models in the range are lightweight and manoeuvrable, enabling you to cut the grass easily in awkward to reach areas of the lawn and on slopes of up to 45°. Powered by Cobra, Honda & Briggs & Stratton engines for ultimate power and reliability.

Range Highlights

- Cobra, Honda & B&S Engines
- 51cm / 20" Cutting Width
- Tackle up to 45° Slopes
- Wheel Kit as Standard
- Floats on a Cushion of Air
- Easy to Manoeuvre



COBRA Petrol Hover Range

20" Petrol Hover Mowers Powered by Honda, Briggs & Stratton & Cobra

AIRMOW



Powerful Engines

1 Cobra, B&S & Honda Engines

Powered by Cobra, B&S and Honda engines. The Cobra AirMow range incorporates the latest engine design technologies ensuring optimal torque and efficiency, resulting in lower emissions.

Ideal for Cobra Lawnmowers, these easy starting engines pack a punch.



Expertly Powered By
COBRA



Strong, Injection Molded Deck

2 Robust, ABS Cutting Deck

With exceptionally strong and lightweight ABS injection-molded decks, the Cobra AirMow range provide more manoeuvrability and superior control when tackling tough areas or slopes.

A small footprint makes the Cobra Air-Mow easy to operate while its solid design gives peace of mind when tackling the most robust of conditions.



3-in-1 Wheel Kit System

3 Wheel Kit as Standard

The Cobra AirMow range of petrol hover mowers all come equipped with a 3-in-1 wheel kit as standard.

1) With the wheels engaged the mower can be pushed over difficult or uneven surfaces easily.

2) Simply lift the wheels and click in place if not required. (Pictured)

3) Easily remove the wheels.






COBRA AirMow 51

20" Petrol Hover Mower Powered by Cobra

The Cobra AirMow 51 petrol hover Lawnmower is powered by a Cobra DG350 OHV engine, has a 20" cutting width, is equipped with a wheel kit as standard and is built for the demands of the domestic gardener.

Specification

- Cobra DG350 OHV Engine
- 51cm / 20" Cutting Width
- Cuts on 45° slopes
- Wheel Kit Included
- 2 Stage Height Adjustment
- Hand Propelled
- Easy to Manoeuvre
- Weight: 17kg



Expertly Powered By
COBRA




COBRA AirMow 51B

20" Petrol Hover Mower Powered by B&S

The Cobra AirMow 51B petrol hover Lawnmower is powered by Briggs & Stratton 575EX engine and is equipped with a wheel kit as standard. The Cobra hover Lawnmowers are ideal for cutting on 45° slopes.

Specification

- B&S 575EX ReadyStart
- 51cm / 20" Cutting Width
- 2 Stage Height Adjustment
- Cuts on 45° slopes
- Wheel Kit Included
- Hand Propelled
- Easy to Manoeuvre
- Weight: 18kg



READYSTART




COBRA AirMow 51 Pro

20" Petrol Hover Mower Powered by Honda

Built for the demands of the domestic and professional gardener, the Cobra AirMow 51 Pro petrol hover Lawnmower is powered by a Honda GCV160 OHV engine, a 20" cutting width and a wheel kit as standard.

Specification

- Honda GCV160 OHV
- 51cm / 20" Cutting Width
- 3 Stage Height Adjustment
- Cuts on 45° slopes
- Wheel Kit Included
- Hand Propelled
- Easy to Manoeuvre
- Weight: 18kg





Robust lawnmowers for professional use



Professional Lawnmower Range

The Cobra Professional Range of petrol Lawnmowers are powered by Honda, Subaru & Kohler engines. The 10 models in the range come in either 4 wheeled or rear roller options and are suitable for both the professional and domestic user. Cast Aluminium Decks, Blade Brake Clutch, Shaft Drive and Fan Assisted Collection are just a few of the features you can expect from Cobra Professional Lawnmowers.


Range Highlights

- Subaru, Kohler and Honda Engines
- 19" - 21" Cutting Widths
- Self Propelled and Hydrostatic Drives
- 4 Wheeled and Rear Roller Options
- 70ltr - 75ltr Grass Bag Capacities
- Reinforced Deck Liner and Bumper Bars



COBRA Professional Range

19" - 21" Petrol Professional Lawnmowers



Superior Grass Collection

1 Cast Aluminium Deck

The Cast Aluminium Deck has many benefits which include being less susceptible to corrosion, easy to clean, durability and a longer working life.

2 Fan Assisted Collection

The integrated fan works like a vacuum to further improve the collection. This fan assisted collection system is also efficient in the removal of other garden debris such as leaves.



Ideal for Professional Users

3 Blade Brake Clutch

Blade Brake Clutch System stops the blades from turning, but keeps the engine running.

4 Powerful Engines

The Cobra Professional Range of Lawnmowers are powered by Honda, Kohler or Subaru engines incorporating the latest engine design technology. This ensures the optimal torque and efficiency, resulting in lower emissions.



Traditional Striped Finish

5 Steel Rear Roller

Selected Professional Lawnmowers have a heavy steel rear roller. The split differential drive prevents slipping on damp ground and ensures the lawn won't be scalped whilst turning.

6 Shaft Driven

Shaft driven rather than the more traditional belt or chain drive, so will cope easily with long periods of intensive use in the most challenging conditions.





COBRA RM53SPH-PRO

21" Lawnmower Powered by Honda

The Cobra RM53SPH-PRO petrol Lawnmower with Hi-Speed gearbox is powered by a Honda GXV160 engine. It has a 21" cutting width and is built for the demands of the domestic and professional gardener.

Specification

- Honda GXV160 Engine
- 53cm / 21" Cutting Width
- 13 - 59mm 7 Stage Adjustment
- Rear Roller
- Self Propelled
- 75ltr Grass Bag Capacity
- Blade Brake Clutch
- Hi-Speed Gearbox




Hi-Speed Shaft Driven Gearbox

Hi-Speed Gearbox

Shaft driven rather than the more traditional belt or chain drive, so it will cope easily with long periods of intensive use in the most challenging conditions.

The Hi-Speed Specification has a 13% increase in travel speed compared to regular self propelled models.



Strength, Durability & Protection

Steel Deck Liner

The reinforced steel deck liner increases the life of the deck by protecting and strengthening the underside of your Lawnmower.

Cobra Professional Lawnmowers are built to withstand the most demanding commercial applications.



Traditional Striped Finish

Steel Rear Roller

Selected Professional Lawnmowers are equipped with a heavy steel rear roller which will create a traditional striped finish.

The split differential drive prevents slipping on damp ground and ensures the lawn won't be scalped whilst turning.





COBRA M48SPK

19" S/P Lawnmower Powered by Kohler

The Cobra M48SPK petrol Lawnmower is powered by a Kohler Courage XT173 0218 engine, has a 19" cutting width and is built for the demands of the domestic and professional gardener.

Specification

- Kohler Courage XT173 0218 Eng
- Self Propelled / 2 Speed
- 48cm / 19" Cutting Width
- 70ltr Grass Bag Capacity
- 16 - 76mm 7 Stage Adjustment
- Weighs 47kg
- Blade Brake Clutch
- Shaft Driven



KOHLER



COBRA M53SPH

21" S/P Lawnmower Powered by Honda

Powered by a 2 Speed Honda GXV160 engine, the Cobra M53SPH petrol Lawnmower has a 21" cutting width and is built for the demands of the domestic and professional gardener.

Specification

- Honda GXV160 Engine
- Self Propelled / 2 Speed
- 53cm / 21" Cutting Width
- 75ltr Grass Bag Capacity
- 16 - 76mm 7 Stage Adjustment
- Weighs 54kg
- Blade Brake Clutch
- Shaft Driven





COBRA M53HST-PRO

21" Hydro Pro Mower Powered by Honda

The Cobra M53HST-PRO petrol Lawnmower is powered by a Honda GXV160 engine, has a hydrostatic gearbox, a 21" cutting width and is built for the demands of the domestic and professional gardener.

Specification

- Honda GXV160 Engine
- 53cm / 21" Cutting Width
- 16 - 76mm 7 Stage Adjustment
- Blade Brake Clutch
- Hydrostatic Gearbox
- 75ltr Grass Bag Capacity
- Weighs 62kg
- Front Protection Bar



Hydrostatic Drive System

Continuous Power without peaks & troughs

The high specification M53HST-PRO & RM53HST-PRO from Cobra are shaft driven rather than the more traditional belt or chain drive, so it will cope easily with long periods of intensive use in the most challenging conditions.

The Cobra M53HST-PRO & RM53HST-PRO come with a hydrostatic drive system. Unlike gear transmissions, the hydrostatic drive provides a continuous power curve without peaks and troughs.



Steel Deck Liner

The MH53HST-PRO is equipped to handle the toughest, most uncompromising conditions with ease. The reinforced steel deck liner increases the life of your deck by protecting and strengthening the underside of your Lawnmower.



Front Protection Bumper Bar

Comes equipped with a robust stainless steel front protection bar.

This protection bar will provide on going protection for your Cobra professional Lawnmower increasing the life of your aluminium deck.

COBRA M53SPH-PRO

21" S/P Lawnmower Powered by Honda

The Cobra M53SPH-PRO petrol Lawnmower is powered by a Honda GXV160 engine, has a 21" cutting width and is built for the demands of the domestic and professional gardener.

Specification

- Honda GXV160 Engine
- 53cm / 21" Cutting Width
- 16 - 76mm 7 Stage Adjustment
- Blade Brake Clutch
- Self Propelled / 2 Speed
- 75ltr Grass Bag Capacity
- Weighs 62kg
- Front Protection Bar



COBRA RM48SPS

19" S/P Rear Roller Powered by Subaru

Built for the demands of the domestic and professional gardener, the Cobra RM48SPS petrol rear roller Lawnmower is powered by a Subaru EA190V OHC engine and has a 19" cutting width.

Specification

- Subaru EA190V Engine
- 48cm / 19" Cutting Width
- 13 - 59mm 7 Stage Adjustment
- Rear Roller
- Self Propelled
- 70ltr Grass Bag Capacity
- Blade Brake Clutch
- Shaft Driven



COBRA RM48SPH

19" S/P Lawnmower Powered by Honda

The Cobra RM48SPH petrol Lawnmower is powered by a Honda GXV160 engine, has a 19" cutting width and is built for the demands of the domestic and professional gardener.

Specification

- Honda GXV160 Engine
- 48cm / 19" Cutting Width
- 13 - 59mm 7 Stage Adjustment
- Rear Roller
- Self Propelled
- 70ltr Grass Bag Capacity
- Blade Brake Clutch
- Shaft Driven





COBRA RM48SPK

19" S/P Rear Roller Powered by Kohler

Built for the demands of the domestic and professional gardener, the Cobra RM48SPK petrol rear roller Lawnmower is powered by a Kohler Courage XT173 0218 engine and has a 19" cutting width.

Specification

- Kohler Courage XT173 0218
- Self Propelled
- 48cm / 19" Cutting Width
- 70ltr Grass Bag Capacity
- 13 - 59mm 7 Stage Adjustment
- Blade Brake Clutch
- Rear Roller
- Shaft Driven


KOHLER

COBRA RM53SPH

21" S/P Rear Roller Powered by Honda

The Cobra RM53SPH petrol rear roller Lawnmower is powered by a Honda GXV160 engine, has a 21" cutting width and is built for the demands of the domestic and professional gardener.

Specification

- Honda GXV160 Engine
- Self Propelled
- 53cm / 21" Cutting Width
- 75ltr Grass Bag Capacity
- 13 - 59mm 7 Stage Adjustment
- Blade Brake Clutch
- Rear Roller
- Shaft Driven




COBRA RM53HST-PRO

21" Hydro Pro Mower with Rear Roller

The Cobra RM53HST-PRO petrol Lawnmower is powered by a Honda GXV160 engine, has a hydrostatic gearbox, a 21" cutting width and is built for the demands of the domestic and professional gardener.

Specification

- Honda GXV160 Engine
- Hydrostatic Gearbox
- 53cm / 21" Cutting Width
- 75ltr Grass Bag Capacity
- 13 - 59mm 7 Stage Adjustment
- Front Protection Bar
- Blade Brake Clutch
- Rear Roller





Professional Range Overview

				
	M48SPK	M53SPH	M53SPH-PRO	M53HST-PRO
Engine:	Kohler Courage XT173 0218	Honda GXV160	Honda GXV160	Honda GXV160
Cutting Width:	48cm / 19"	53cm / 21"	53cm / 21"	53cm / 21"
Cutting Height:	16 - 76mm 7 Stage	16 - 76mm 7 Stage	16 - 76mm 7 Stage	16 - 76mm 7 Stage
Rear Roller:	X	X	X	X
Drive Type:	Self Propelled / 2 Speed	Self Propelled / 2 Speed	Self Propelled / 2 Speed	Hydrostatic Gearbox
Grass Bag Capacity:	70ltr	75ltr	75ltr	75ltr
Blade Brake Clutch:	✓	✓	✓	✓
Front Protection Bar:	X	X	✓	✓
Thicker Gauge Handlebars:	X	X	✓	✓
Reinforced Deck Liner:	X	X	✓	✓
Fan Assisted Collection:	✓	✓	✓	✓
Shaft Driven:	✓	✓	✓	✓
Hi-Speed Gearbox:	X	X	X	X
Cast Aluminium Deck:	✓	✓	✓	✓
Weight:	47kg	54kg	62kg	62kg
Vibration Levels:	0.7 - 1.0 m/s	1.0 m/s	1.0 - 1.4 m/s	3.5 m/s



Professional Range Overview



	RM48SPS	RM48SPK	RM48SPH
Engine:	Subaru EA190V	Kohler Courage XT173 0218	Honda GXV160
Cutting Width:	48cm / 19"	48cm / 19"	48cm / 19"
Cutting Height:	13 - 59mm 7 Stage	13 - 59mm 7 Stage	13 - 59mm 7 Stage
Rear Roller:	✓	✓	✓
Drive Type:	Self Propelled	Self Propelled	Self Propelled
Grass Bag Capacity:	70ltr	70ltr	70ltr
Blade Brake Clutch:	✓	✓	✓
Front Protection Bar:	X	X	X
Thicker Gauge Handlebars:	X	X	X
Reinforced Deck Liner:	X	X	X
Fan Assisted Collection:	✓	✓	✓
Shaft Driven:	✓	✓	✓
Hi-Speed Gearbox:	X	X	X
Cast Aluminium Deck:	✓	✓	✓
Weight:	48kg	47kg	47kg
Vibration Levels:	0.9 m/s	0.9 m/s	0.9 m/s



	RM53SPH	RM53SPH-PRO	RM53HST-PRO
Engine:	Honda GXV160	Honda GXV160	Honda GXV160
Cutting Width:	53cm / 21"	53cm / 21"	53cm / 21"
Cutting Height:	13 - 59mm 7 Stage	13 - 59mm 7 Stage	13 - 59mm 7 Stage
Rear Roller:	✓	✓	✓
Drive Type:	Self Propelled	Self Propelled	Hydrostatic Gearbox
Grass Bag Capacity:	75ltr	75ltr	75ltr
Blade Brake Clutch:	✓	✓	✓
Front Protection Bar:	X	✓	✓
Thicker Gauge Handlebars:	X	✓	✓
Reinforced Deck Liner:	X	✓	✓
Fan Assisted Collection:	✓	✓	✓
Shaft Driven:	✓	✓	✓
Hi-Speed Gearbox:	X	✓	✓
Cast Aluminium Deck:	✓	✓	✓
Weight:	56kg	62kg	62kg
Vibration Levels:	1.0 m/s	1.1 m/s	2.4 m/s



COBRA WT56B

22" B&S Powered Wheeled Trimmer

The Cobra WT56B is powered by a Briggs & Stratton 750EX Series Ready Start engine and incorporates a 22" cutting width. The WT56B will help to make light work of the most hard to reach areas of overgrown or rough grass.

Specification

- | | |
|--------------------------------|---------------------------|
| ■ B&S 750EX Series Ready Start | ■ Adjustable Cutting Head |
| ■ 56cm / 22" Cutting Width | ■ 350mm Wheel Diameter |
| ■ 38 - 76mm Cutting Height | ■ 4mm Heavy Duty Line |
| ■ 3600rpm Rotating Speed | ■ Weighs 33kg |



READYSTART

Powered by Briggs & Stratton

161cc B&S 750EX Series

The 750EX Series™ DOV engine delivers breakthrough performance driven by technology that makes a difference you can see, feel and hear. The patented Direct Overhead Valve (DOV) engine delivers more torque, improved sound quality, and less noise and vibration than competitive engines in the same class.



Adjustable Trimming Height

38 - 76mm Cutting Height

The cutting head can be adjusted in height from 38 - 76mm allowing the user to pick the optimum height for the task and the trimmer line can be changed easily in seconds.



Rugged & Durable

Large Diameter Wheels

The Cobra WT56B Wheeled Trimmer has large heavy-duty 350mm wheels. The thick rubber tyres are spoked for extra strength meaning you can clear up any overgrown patches of rough grass or weeds. Even awkward uneven and uncared for areas can be tackled with the Cobra WT56B versatile trimmer.





A powerful, handheld tool for every job

The Cobra Petrol Handheld Range

The Cobra range of handheld petrol products are powered by Kawasaki or Cobra engines to give even more power at your fingertips. The range includes 10 petrol Brushcutters with loop or bike type handles, 3 Multi-Tool systems, a Hedgetrimmer, 2 Long Reach Hedgetrimmers, a Grass Trimmer, 3 Chainsaws, a Blower / Vac and a Backpack Blower.

Range Highlights

- Kawasaki and Cobra Engines
- 23cc - 52cc Displacements
- Bike and Loop Handles
- Oregon Bar & Chains
- Double Sided Blades
- Articulating Cutting Heads






COBRA GT260C

26cc Bent Shaft Grass Trimmer

The Cobra GT260C is built to tackle domestic gardening tasks. Powered by a 26cc Cobra engine and incorporating a bent shaft, the GT260C will help to make light work of the most hard to reach areas.

Expertly Powered By
COBRA

2
Year Warranty
COBRA
Domestic use only



Specification

- Cobra Engine
- 26cc Displacement
- 0.77kW Max Power
- Premium Japanese Line Head
- Loop Handle
- Bent Shaft
- Single Shoulder Harness
- Weighs 4.8kg



Powered by Cobra

26cc Cobra Engine

This 26cc engine provides all the power your Cobra Grass Trimmer needs. The 2-stroke engine produces consistently strong power delivery together with state of the art engine technology, whilst achieving reduced fuel consumption and low emission levels.



Feel & Manoeuvrability

Bent Shaft

The Cobra GT260C petrol Grass Trimmer comes complete with a bent shaft.

A combination of loop handle and bent shaft allows the two-string nylon cutting head to be guided over the working area to neatly trim grass and weed growth precisely.



Comfort, Balance and Control

D-Loop Handle

The Cobra GT260C is a bent shaft Grass Trimmer with loop handle for increased operator feel and manoeuvrability.

When combined with the included single shoulder harness, this Grass Trimmer is ideal for tackling large, demanding tasks.





Multi-Tools - For all your gardening needs

Petrol Multi-Tool Range

Cobra Multi-Tools are extremely robust and are equipped with loop type handles. They are powered by either Kawasaki or Cobra engines ranging between 23cc - 26.3cc. These 2-stroke engines provide improved acceleration, more power and the ability to function when held in any position.

Range Highlights

- Kawasaki and Cobra Engines
- 4-in-1 or 5-in-1
- Grass Trimmer Attachment
- Brushcutting Tri-Blade Attachment
- Pole Pruner Attachment
- Hedgetrimmer Attachment





Expertly Powered By
COBRA

COBRA MT250C

4-in-1 Petrol Multi-Tool System

The Cobra MT250C 4-in-1 Multi-Tool is powered by a 25cc engine. It includes 4 quality attachments - Grass Trimmer, Brushcutter, Pole Pruner and Articulating Long Reach Hedgetrimmer.

Specification

- Cobra Engine
- 25cc Displacement
- Single Shoulder Harness
- Brushcutting Tri-Blade
- Grass Trimmer (72cm Shaft)
- H'trimmer (72cm Shaft) (43cm Blade)
- Pole Pruner (72cm Shaft) (30cm Bar)
- Optional Extension Shaft Available



COBRA MTX230C

5-in-1 Petrol Multi-Tool System

Powered by the 23cc S-Series engine, the Cobra MTX230C 5-in-1 Multi-Tool is equipped for any garden task. It comes with 4 quality attachments inc. Grass Trimmer, Brushcutter, Pole Pruner, Articulating Long Reach Hedgetrimmer.

Specification

- Cobra S-Series Engine
- 23cc Displacement
- Single Shoulder Harness
- Brushcutting Tri-Blade
- Grass Trimmer (75cm Shaft)
- H'trimmer (72cm Shaft) (62cm Blade)
- Pole Pruner (72cm Shaft) (30cm Bar)
- Extension Shaft (80cm Shaft)



COBRA
S-SERIES ENGINE



COBRA MT270K

5-in-1 Petrol Multi-Tool System

The Cobra MT270K 5-in-1 Multi-Tool is powered by a 26.3cc Kawasaki engine. It includes 4 quality attachments - Grass Trimmer, Brushcutter, Pole Pruner and Articulating Long Reach Hedgecutter together with an extension shaft for increased reach.

Specification

- 26.3cc Kawasaki TJ27E
- 0.77kW Max. Power
- Single Shoulder Harness
- Brushcutting Tri-Blade
- Grass Trimmer (75cm Shaft)
- Pole Pruner (72cm Shaft) (30cm Bar)
- H'trimmer (72cm Shaft) (62cm Blade)
- Extension Shaft (80cm Shaft)



Kawasaki
— ENGINES —



Brushcutter (Nylon Head)

Double line for long grass

Comes complete with a nylon line tap 'n' go Grass Trimmer attachment for mowing and thinning.



Brushcutter (Metal Blade)

Tri-Blade for thicker undergrowth

The heavy duty metal blade makes clearing larger areas of brambles, shrubs and saplings even easier.



Hedgecutter Attachment

135° Articulating head for multiple angles

Comes complete with a 72cm shaft and is fitted with a 65cm / 25" double sided cutting blade with 30mm tooth spacing.



Pole Pruner Attachment

Pruning of hard to reach branches

Comes complete with a 72cm shaft and is fitted with a 30cm / 12" high quality Chainsaw bar and chain.



Kawasaki

Cobra, Powered by Kawasaki Engines

The Kawasaki 2-stroke engine produces consistently strong power delivery together with state of the art engine technology, whilst achieving reduced fuel consumption and industry leading low emission levels.



Powerful, efficient and reliable brushcutters

Petrol Brushcutter Range

Cobra Brushcutters are extremely robust with bike or loop type handles. They are powered by either Kawasaki or Cobra engines ranging between 26cc - 45cc. These 2-stroke engines provide improved acceleration, more power and the ability to function when held in any position.

Range Highlights

- Kawasaki and Cobra Engines
- 26cc - 45cc
- Bike and Loop Handles
- 0.5ltr - 1.1ltr Fuel Tank Capacities
- Nylon Head and Metal Tri-Blades
- Single and Double Shoulder Harnesses



COBRA Powered Brushcutters

23cc - 37cc Cobra Powered Brushcutters



Powered by Cobra Engines

1 23cc - 37cc Cobra Engine

The 23cc - 37cc engines provide all the power your Brushcutter needs.

The 2-stroke engine produces consistently strong power delivery together with state of the art engine technology, whilst achieving reduced fuel consumption and industry leading low emission levels.



Comfort, Balance and Control

2 D-Loop Handle and Straight Shaft

The loop handle and straight shaft provide increased operator feel and manoeuvrability.

4 Cutter Safety Guard

Cobra Brushcutters come as standard with a robust cutter guard for increased operator safety.



Tap 'n' Go Cutting Head & Blade

5 Nylon Head and Tri-Blade

Complete with tap 'n' go double line cutting head for mowing and thinning. The quality nylon line is automatically readjusted by simply tapping the cutting head on the ground.

The metal tri-blade makes clearing larger areas of brambles, shrubs and saplings even easier.



COBRA BC260C

26cc Brushcutter with Cobra Engine

The Cobra BC260C is a robust Brushcutter with a loop handle. It's 26cc 2-stroke Cobra engine provides faster acceleration and more power.



Specification

- 26cc Cobra Engine
- 0.77kW Max Power
- Nylon Head & Metal Blade
- D-Loop Handle
- Single Shoulder Harness
- 7kg Weight

COBRA BC330C

33cc Brushcutter with Cobra Engine

The 33cc 2-stroke Cobra engine provides faster acceleration and more power for the Cobra BC330C Brushcutter. Equipped with loop handle.



Specification

- 33cc Cobra Engine
- 1.05kW Max Power
- Nylon Head & Metal Blade
- D-Loop Handle
- Single Shoulder Harness
- 8.5kg Weight



Kawasaki Powered Brushcutters D-Loop / Bike Handles

26.3cc - 45cc Kawasaki Powered Brushcutters



Powered by Kawasaki Engines

1 26.3cc - 45cc Kawasaki Engine

Kawasaki engines provide all the power your Cobra Brushcutter needs.

The 2-stroke engine produces consistently strong power delivery together with state of the art engine technology, whilst achieving reduced fuel consumption and industry leading low emission levels.



Comfort, Balance and Control

2 D-Loop Handles

The loop handle provides increased operator comfort, balance and control.

3 Bike Handles

Cobra bike handle Brushcutters are ideal for tackling more time consuming, larger jobs. The handle position can be set by loosening one wing nut without any tools.



Tap 'n' Go Cutting Head & Blade

4 Nylon Head & Tri-Blade

Complete with tap 'n' go double line cutting head for mowing and thinning. The quality nylon line is automatically readjusted by simply tapping the cutting head on the ground.

The metal tri-blade makes clearing larger areas of brambles, shrubs and saplings even easier.



COBRA BCX230C

23cc Brushcutter with S-Series Engine

The Cobra BCX230C is a robust Brushcutter powered by the new Cobra S-Series 23cc engine. Equipped with loop handle.



Specification

- 23cc Cobra S-Series Engine
- 0.77kW Max Power
- Nylon Head & Metal Blade
- D-Loop Handle
- Single Shoulder Harness
- 8.5kg Weight

COBRA BCX370CU

37cc Brushcutter with S-Series Engine

The 37cc Cobra S-Series engine provides relentless raw power for the BCX370CU Brushcutter. Equipped with bike handle.



Specification

- 37cc Cobra S-Series Engine
- 1.2kW Max Power
- Nylon Head & Metal Blade
- Bike Handle
- Double Shoulder Harness
- 9kg Weight



COBRA BC330CU

33cc Brushcutter with Cobra Engine

The 33cc 2-stroke Cobra engine provides faster acceleration and more power for the Cobra BC330CU Brushcutter. Equipped with bike handle.



Specification

- 33cc Cobra Engine
- 1.05kW Max Power
- Nylon Head & Metal Blade
- Bike Handle
- Double Shoulder Harness
- 9kg Weight

COBRA BC270KB

26.3cc Brushcutter with Kawasaki Engine

The Cobra BC270KB is a robust Brushcutter with loop handle. It's 26.3cc Kawasaki engine provides strong power delivery.



Specification

- 26.3cc Kawasaki Engine
- 0.77kW Max Power
- Nylon Head & Metal Blade
- D-Loop Handle
- Single Shoulder Harness
- 7.5kg Weight

Kawasaki

The Kawasaki 2-stroke engine produces consistently strong power delivery together with state of the art engine technology, whilst achieving reduced fuel consumption and industry leading low emission levels.





COBRA BC270K

26.3cc Brushcutter with Kawasaki Engine

With its bike handles and 26.3cc Kawasaki 2-stroke engine, the Cobra BC270K is a powerful Brushcutter complete with nylon head and blade.



Specification

- 26.3cc Kawasaki Engine
- 0.77kW Max Power
- Nylon Head & Metal Blade
- Bike Handle
- Double Shoulder Harness
- 8kg Weight

COBRA BC350KB

35cc Brushcutter with Kawasaki Engine

The 35cc 2-stroke Kawasaki engine provides relentless raw power for the BC350KB Brushcutter. Equipped with loop handle.



Specification

- 35cc Kawasaki Engine
- 1.03kW Max Power
- Nylon Head & Metal Blade
- D-Loop Handle
- Single Shoulder Harness
- 7.8kg Weight

COBRA BC350K

35cc Brushcutter with Kawasaki Engine

The 35cc 2-stroke Kawasaki engine provides faster acceleration and more power for the BC350K Brushcutter. Equipped with bike handle.



Specification

- 35cc Kawasaki Engine
- 1.03kW Max Power
- Nylon Head & Metal Blade
- Bike Handle
- Double Shoulder Harness
- 8.5kg Weight

COBRA BC450K

45cc Brushcutter with Kawasaki Engine

The Cobra BC450K is powered by a huge 45cc Kawasaki 2-stroke engine. Ideal for easily clearing areas of tough growth.



Specification

- 45cc Kawasaki Engine
- 1.42kW Max Power
- Nylon Head & Metal Blade
- Bike Handle
- Double Shoulder Harness
- 9.5kg Weight

Brushcutter Range Overview



	BC260C	BC330C	BCX230C
Engine:	26cc Cobra	33cc Cobra	23cc Cobra S-Series
Engine Type:	Air Cooled, 2-Stroke	Air Cooled, 2-Stroke	Air Cooled, 2-Stroke
Max. Power:	0.77kW	1.05kW	0.77kW
Nylon Head & Metal Tri-Blade:	✓	✓	✓
Fuel Tank Capacity:	0.6ltr	0.8ltr	0.5ltr
Harness:	Single Shoulder	Single Shoulder	Single Shoulder
Handle:	Loop	Loop	Loop
Weight:	7kg	8.5kg	8.5kg



	BC270KB	BC350KB	BC330CU
Engine:	26.3cc Kawasaki TJ27E	35cc Kawasaki TJ35E	33cc Cobra
Engine Type:	Air Cooled, 2-Stroke	Air Cooled, 2-Stroke	Air Cooled, 2-Stroke
Max. Power:	0.77kW	1.03kW	1.05kW
Nylon Head & Metal Tri-Blade:	✓	✓	✓
Fuel Tank Capacity:	0.5ltr	0.7ltr	0.8ltr
Harness:	Single Shoulder	Single Shoulder	Double Shoulder Harness
Handle:	Loop	Loop	Bike
Weight:	7.5kg	7.5kg	9kg



	BCX370CU	BC270K	BC350K	BC450K
Engine:	37cc Cobra S-Series	26.3cc Kawasaki TJ27E	35cc Kawasaki TJ35E	45cc Kawasaki TJ45E
Engine Type:	Air Cooled, 2-Stroke	Air Cooled, 2-Stroke	Air Cooled, 2-Stroke	Air Cooled, 2-Stroke
Max. Power:	1.2kW	0.77kW	1.03kW	1.42kW
Nylon Head & Metal Tri-Blade:	✓	✓	✓	✓
Fuel Tank Capacity:	0.7ltr	0.5ltr	0.7ltr	0.9ltr
Harness:	Double Shoulder	Double Shoulder	Double Shoulder	Double Shoulder
Handle:	Bike	Bike	Bike	Bike
Weight:	9kg	8kg	8.5kg	9.5kg

COBRA LRH26C

Powerful 26cc Handheld Petrol Hedgetrimmer

The Cobra LRH26C petrol Long Reach Hedgetrimmer powered by a Cobra engine is built to tackle the most awkward jobs. With a 135° articulating head and tooth spacing of 30mm, the LRH26C will make light work of long and tall hedges.

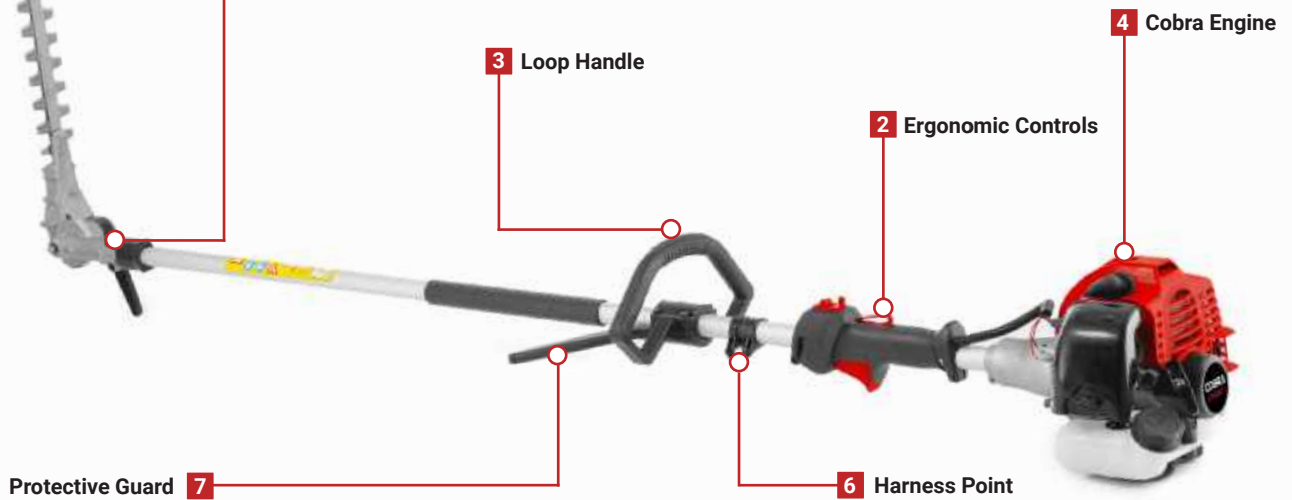
Specification

- Cobra 2-Stroke Engine
- D Loop Handle
- 26cc Displacement
- Single Shoulder Harness
- 62cm Double Sided Blade
- 135° Articulating Head
- 30mm Tooth Spacing
- Overall Length 251cm



Expertly Powered By
COBRA

Articulating



Precise Cutting Every Time

1 62cm Double Sided Blade

Comes with a 62cm double sided reciprocating cutting blade, with large 30mm tooth spacing. Double sided blades are more suitable for shaping.

2 135° Articulating Cutting Head

The Cobra LRH26C Long Reach Hedgetrimmer comes equipped with a 62cm blade which articulates through 135°, giving greater versatility when cutting and trimming your hedges.



Powerful Cobra Engine

3 26cc Cobra 2-Stroke Engine

The 26cc engine on the Cobra LRH26C Long Reach Hedgetrimmer provides all the power you need.

The 2-stroke engine on the Cobra LRH26C produces consistently strong power delivery together with state of the art engine technology, whilst achieving reduced fuel consumption and industry leading low emission levels.



Comfort, Balance & Safety

4 Ergonomic Controls

The ergonomically positioned controls not only make operator use more comfortable, but more importantly, as safe as possible.

5 Safety as Standard

The Protective Guard on the Cobra LRH26C helps shield the operator from getting too close to the working end of the machine.




COBRA LRH270K

26.3cc Petrol Long Reach Hedgetrimmer

The Cobra LRH270K petrol Long Reach Hedgetrimmer is built to tackle the most awkward jobs. With an articulating head and tooth spacing of 30mm, the LRH270K will make light work of long and tall hedges.

Specification

- Kawasaki TJ27E 2-Stroke Engine
- 26.3cc Displacement
- 0.77kW Max Power
- 62cm Double Sided Blade
- 30mm Tooth Spacing
- Overall Length 251cm
- 135° Articulating Head
- Single Shoulder Harness



Articulating

Even easier to cut at various cutting angles

The Cobra LRH270K Long Reach Hedgetrimmer comes equipped with a 62cm blade which articulates through 135°, giving greater versatility when cutting and trimming your hedges.

By simply sliding down the collar at the top of the machine the head is released and can be adjusted to suit whichever cutting angle you wish to use. Release the collar and the head locks back into place. Ideal when tackling tall hedges.

Precise Cutting Every Time

1 62cm Double Sided Blade

Comes with a 62cm double sided reciprocating cutting blade, with a large 30mm tooth spacing. Double sided blades are more suitable for shaping, as you can alter the direction of the cut easily.



Comfort, Balance and Control

2 Ergonomic Controls

The ergonomically positioned controls not only make operator use more comfortable, but more importantly, make the LRH270K as safe to use as possible.



COBRA HT62C

Powerful 22cc Handheld Petrol Hedgetrimmer

The Cobra HT62C petrol Hedgetrimmer featuring a 62cm / 24" blade is designed for use on all types of hedges. Powered by Cobra's own 22cc 2-stroke engine and incorporating a Twist Grip Handle to help tackle the most awkward jobs.


Specification

- Cobra 2-Stroke Engine
- 22cc Displacement
- Walbro Carburettor
- 62cm Double Sided Blade
- 28mm Tooth Spacing
- Magnesium Alloy Casting
- Twist Grip Handle
- Weighs 4.6kg

Expertly Powered By
COBRA

ANTI-VIBE

WALBRO



"TWIST" GRIP

The Cobra HT62C is equipped with the "Twist Grip" handle, making it easier to cut at a variety of angles with comfort and control.



Petrol Hedgetrimmer Range Overview

	HT62C	LRH26C	LRH270K
Engine:	22cc Cobra	26cc Cobra	26.3cc Kawasaki TJ27E
Engine Type:	2-Stroke	2-Stroke	2-Stroke
Max. Power:	0.65kW	0.65kW	0.77kW
Articulating Cutting Head:	X	✓	✓
Blade Length:	62cm / 24"	62cm / 24"	62cm / 24"
Harness:	X	✓	✓
Tooth Spacing:	28mm	30mm	30mm
Twist Grip Handle:	✓	X	X
Weight:	4.6kg	7.5kg	8.5kg



Make light work of the most demanding jobs

Petrol Chainsaw Range

Cobra petrol Chainsaws are built to tackle the most demanding jobs. They come equipped with an Oregon bar and chain as standard, ranging in lengths from 14" - 18". These Chainsaws are powered by Cobra engines varying between 42cc - 52cc. Whether you're pruning or cutting firewood, Cobra petrol Chainsaws are up to the job.

Range Highlights

- Cobra Engines
- 42cc - 52cc
- 14" - 18" / 35cm - 45cm Bar Lengths
- Oregon Bar and Chain
- Walbro Carburettor
- Magnesium Crank Case (on selected models)



COBRA Petrol Chainsaws

42cc - 52cc Petrol Powered Chainsaws



Cutter Bar and Chain

1 Oregon Bar and Chain

Cobra petrol Chainsaws are fitted with an Oregon bar and chain, the world's leading manufacturer and marketer of cutting chains and guide bars for Chainsaws. Known for its innovative spirit, the company focuses on manufacturing products that offer a superior competitive advantage and so fits perfectly with Cobra Chainsaws.



Safety Features

2 Safety Chain Brake

Used to stop the Chainsaw chain from rotating around the bar. Two ways to engage the chain brake: by pushing the handle forward, or by the force of inertia that occurs when the saw kicks back.

3 Walbro

The largest manufacturer of ignition and fuel management components.



COBRA Protects

All Cobra petrol Chainsaws come as standard with a carry bag. Made from high quality sturdy nylon. For safe storage and transport of all Cobra petrol Chainsaws.



COBRA CS420-14

42cc / 14" Chainsaw with Cobra Engine

The Cobra CS420-14 42cc petrol Chainsaw has a 14" Oregon bar and chain. It is built to tackle the most demanding jobs.



Specification

- 42cc Cobra Engine
- 35cm / 14" Bar Length
- Oregon Bar & Chain



COBRA CS420-16

42cc / 16" Chainsaw with Cobra Engine

The CS420-16 has an increased bar length for more intensive work, is powered by a 42cc Cobra engine and has a 16" Oregon bar and chain.



Specification

- 42cc Cobra Engine
- 40cm / 16" Bar Length
- Oregon Bar & Chain



COBRA CS520-18

52cc / 18" Chainsaw with Cobra Engine

With its 18" Oregon bar and chain the Cobra CS520-18 is a versatile petrol Chainsaw with 52cc of cutting power and magnesium alloy crank case saving 30% on overall weight.



Specification

- 52cc Cobra Engine
- 45cm / 18" Bar Length
- Oregon Bar & Chain
- Magnesium Alloy Crank Case



OREGON Bar & Chains

Cobra & Oregon, the perfect combination

Cobra petrol Chainsaws are fitted with Oregon bar and chains, the world's leading manufacturer and marketer of cutting chains and guide bars for Chainsaws.



Petrol Chainsaw Range Overview

			
	CS420-14	CS420-16	CS520-18
Engine:	42cc Cobra	42cc Cobra	52cc Cobra
Engine Type:	Air Cooled, 2-Stroke	Air Cooled, 2-Stroke	Air Cooled, 2-Stroke
Chain / Bar Length:	35cm / 14"	40cm / 16"	45cm / 18"
Bar / Chain:	Oregon Bar / Chain	Oregon Bar / Chain	Oregon Bar / Chain
Safety Chain Brake:	✓	✓	✓
Magnesium Alloy Crank Case:	✗	✗	✓
Walbro Carburettor:	✓	✓	✓
Weight:	5.4kg	5.5kg	6.6kg



COBRA BV26C

26cc Petrol Blower / Vac with Cobra Engine

This lightweight but powerful 26cc Blower / Vac is ideal for medium to large areas. Complete with a Cobra easy starting engine and high performance mulching capabilities.

Specification

- Cobra Engine
- Recoil Pull Start
- 26cc Displacement
- Converts from Blow to Vac
- 2 Stroke
- Mulching 10:1
- Ergonomic Comfort Controls
- Weighs 5kg



Expertly Powered By
COBRA

Increased Collection

Easily Change Blow To Vac

The BV26C Blower / Vac has been designed to make clearing your garden a simple and effortless task. You can convert from collect to blow in an instant by simply changing the tubes.



Comfort, Balance and Control

Ergonomically Positioned Controls

The ergonomically positioned controls not only make operator use more comfortable, but more importantly, make using the Cobra petrol Blower / Vac as safe as possible.



Powerful Cobra Engine

Cobra 26cc 2-Stroke Engine

The Cobra 26cc 2-Stroke engine offers a quiet, yet powerful combination for a variety of demanding applications. It incorporates the latest engine design technologies ensuring optimal efficiency.



COBRA BP43C

43cc Petrol Backpack Blower

The Cobra BP43C 43cc Backpack Blower is ideal for medium to large areas. Complete with a Cobra 43cc easy starting engine and a cruise control setting for operator comfort.

Specification

- Cobra Engine
- 43cc Displacement
- 2 Stroke
- 865m³/h Max Airflow
- Cruise Control Setting
- Weighs 6.5kg



Expertly Powered By
COBRA

Domestic use only



Powerful Cobra Engine

Cobra puts the power in your hands

The Cobra 43cc 2-Stroke engine offers a quiet, yet powerful combination for completing garden tasks with the BP43C Backpack Blower.



Comfort & Control

Use the BP43C in complete comfort

The Cobra BP43C Backpack Blower has an ergonomically designed and well-padded carrying frame for improved support and balance.



Ergonomic Controls

Tidying your garden has never been so easy

The ergonomically positioned controls not only make operator use more comfortable, but more importantly, as safe as possible.



Tackle every job in the garden with ease

The Cobra Electric Handheld Range

Cobra have an extensive range of powerful handheld electric products to make maintaining gardens even easier. The range includes 2 Chainsaws with an Oregon bar and chain, 2 Hedgetrimmers, Blower / Vac, Grass Trimmer, Quiet Shredder and a Long Reach Hedgetrimmer.

Range Highlights

- 500W - 2600W Motors
- Oregon Bar & Chains
- Double Sided Blades
- 10m Cable Lengths
- Quick Change Blower Vac
- Articulating Cutting Heads





COBRA Electric Hedgetrimmers

Powerful, Efficient Handheld & Long Reach Hedgetrimmers



Quality Double Sided Blades

1 21" & 24" Double Sided Blades

- 2** Equipped with durable, reliable double sided cutting blades, with large 20mm - 24mm tooth spacing.

Double sided blades are more suitable for shaping, as you can alter the direction of the cut easily.



Comfort, Balance and Safety

3 Protective Safety Guard

Come as standard with a robust cutter guard for increased operator safety.

4 Comfort Controls

The ergonomically positioned controls not only make operator use more comfortable but combined with the rotating back handle, easier to cut at a variety of angles.



Even More Features

5 Twist Grip Handle

The Cobra H60E is equipped with the "Twist Grip" handle, making it easier to cut at a variety of angles with comfort and control.



COBRA H55E

55cm Cutting Length Electric Hedgetrimmer

The Cobra H55E 600W electric Hedgetrimmer is built to tackle the most demanding jobs with its 55cm double sided blade. With a tooth spacing of 20mm the H55E will make light work of domestic hedges.



Specification

- 600W Rated Power
- 230V-50Hz Rated Voltage
- 21" / 55cm Blade Length
- 20mm Cutting Diameter
- Mechanical Brake
- LED Indicator
- Comfort Handle
- 10m Cable Length

COBRA H60E

60cm Cutting Length Electric Hedgetrimmer

With its 710W of power, 60cm double sided blade and 'Twist Grip' handle, the Cobra H60E Hedgetrimmer can handle all types of hedges and bushes with confidence and ease.



Specification

- 710W Rated Power
- 230V-50Hz Rated Voltage
- 24" / 60cm Blade Length
- 24mm Cutting Diameter
- Mechanical Brake
- LED Indicator
- Rotary Handle
- 10m Cable Length






"TWIST" GRIP

H60E with Ergonomically positioned Controls

The Cobra H60E is equipped with the "Twist Grip" handle, making it easier to cut at a variety of angles with comfort and control.



Hedgetrimmer Range Overview


			
	H55E	H60E	LRH40E
Motor Rated Power:	600W	710W	500W
Blade Length:	55cm / 21"	60cm / 24"	40cm / 16"
Tooth Spacing:	20mm	24mm	20mm
Brake:	Mechanical	Mechanical	Mechanical
LED Indicator:	✓	✓	X
Twist Grip Handle:	X	✓	X
Articulating Head:	X	X	✓
Long Reach:	X	X	✓



COBRA LRH40E

Electric Powered Long Reach Hedgetrimmer

The Cobra LRH40E 500W electric Long Reach Hedgetrimmer is built to tackle the most awkward jobs. With an articulating head and tooth spacing of 20mm, the LRH40E will make light work of long and tall hedges.



Precise Cutting Every Time

1 16" Double Sided Blade

Equipped with a 16" double sided cutting blade, with a large 20mm tooth spacing.

Double sided blades are more suitable for shaping, as you can alter the direction of the cut without moving around as much.



Various Cutting Angles

2 Articulating Head

Equipped with a 40cm blade which articulates through 90°. By simply pressing and holding the button on the top of the machine the head is released and can be adjusted. Release the button and the head locks into place.



For a Longer Reach

3 Easy Extending Shaft

The Cobra LRH40E electric Long Reach Hedgetrimmer has an extending shaft for reaching the hard to get to areas around the garden. It extends to a maximum of 1.8m. Ideal when tackling tall hedges.





COBRA GT600E

Powerful 600W Electric Grass Trimmer

The Cobra GT600E is a high performance electric Trimmer. It has a powerful 600W efficient motor, a 30cm cutting width and has a rotating head for easily trimming lawn edges.

Specification

- 30cm Cutting Width
- 600W Motor 230V-50Hz
- Tap & Go Dual Line Feed
- Telescopic Height Adjuster
- 10m Cable Length
- 90° Lawn Edging
- 1.5mm Twisted Line
- Plant Protection Guard



High Performance Edging

Complete 90° Lawn Edging

Electric Grass Trimmers are good for use on small lawns, overgrown lawns and areas of long grass next to walls and trees. The Cobra GT600E electric Grass Trimmer has a 90° tilting cutter head which makes for effortless, speedy edging.



Increased Operator Control

Integrated Edging Roller Wheel

For easily trimming borders and lawn verges, just pull back the collar to rotate the head through 45°.

The integrated guide wheel will then help you achieve a clean cut and beautiful finish every time.



Comfortable Trimming

Extending Telescopic Shaft

Complete with a telescopic shaft for increased operator feel and manoeuvrability.

The telescopic shaft means that Cobra's GT600E electric Grass Trimmer can be set up to suit any operator.





Cobra Chainsaws are quite simply “a cut above the rest”

Electric Chainsaw Range

Cobra electric Chainsaws are built to tackle the most demanding jobs. They come equipped with Oregon bar and chains as standard, ranging in bar lengths from 40cm - 45cm. These Chainsaws are powered by motors varying between 2000W - 2400W. Whether you're pruning or cutting firewood, Cobra electric Chainsaws are up to the job.


Range Highlights

- 2000W - 2400W Rated Power
- 230V-50Hz Rated Voltage
- 40cm - 45cm Bar Lengths
- Oregon Bar and Chain
- Over-Load Protection
- 10m Cable Length



COBRA Electric Chainsaws

1800W - 2400W Electric Powered Chainsaws



Cutter Bar and Chain

1 Oregon Bar and Chain

Cobra electric Chainsaws are fitted with Oregon bar and chains, the world's leading manufacturer and marketer of cutting chains and guide bars for Chainsaws. Known for its innovative spirit, the company focuses on manufacturing products that offer a superior competitive advantage and so fits perfectly with Cobra Chainsaws.



Even More Features

2 Quick Chain Tensioner

Quick chain tensioning system which eliminates the need for any tools for tightening the chain. Just a quick rotation of the tensioning wheel and you'll be back in action without any down time.

3 10m Cable

Cobra electric Chainsaws come complete with an impressive 10m cable.



Safety Features

4 Safety Chain Brake

The safety chain brake is used to stop the Chainsaw chain from rotating around the bar.

Two ways to engage the chain brake: by pushing the handle forward, or by the force of inertia that occur when the saw kicks back.



COBRA CS40E

2000W / 16" Electric Powered Chainsaw

With its larger 16" Oregon bar and chain the Cobra CS40E is equipped to handle more intensive work with 2000W of pure power.



Specification

- 2000W Rated Power
- 40cm / 16" Bar Length
- Oregon Bar & Chain



COBRA CS45E

2400W / 18" Electric Powered Chainsaw

The CS45E is the most powerful electric Chainsaw in the Cobra range. It comes with an 18" Oregon bar and chain and a 2400W motor.



Specification

- 2400W Rated Power
- 45cm / 18" Bar Length
- Oregon Bar & Chain





Electric Chainsaw Range Overview



CS40E



CS45E

	CS40E	CS45E
Motor Rated Power:	2000W	2400W
Rated Voltage:	230V-50Hz	230V-50Hz
Chain / Bar Length:	40cm / 16"	45cm / 18"
Chain Speed:	13.5m/s	13.5m/s
Bar / Chain:	Oregon Bar / Chain, Low Kickback	Oregon Bar / Chain, Low Kickback
Protection:	Over-Load Protection	Over-Load Protection
Cable:	10m	10m
Weight:	5.8kg	6.0kg



COBRA BV2600

Electric Powered Blower Vacuum

The Cobra BV2600 electric Blower Vacuum has the added features of a power mulching system and a large 45ltr collection bag. This model has a high 270km/h airspeed and quick change blow to vac system.

Specification

- 2600W Rated Power
- 230V-50Hz Rated Voltage
- 15000/min No-Load Speed
- 270km/h Wind Speed
- 10:1 Mulching Ratio
- 45ltr Dust Bag Capacity
- 10m Cable Length
- Quick Change Blow to Vac



Feature Packed Blower / Vac

Tidying your garden has never been so easy

The front roller wheel increases the machines manoeuvrability and provides operator support for long periods of use. This versatile gardening tool boasts increased user control due to its variable speed selection.



Qchange
SYSTEM



Qchange
SYSTEM

Cobra BV2600 with 'Quick change' system

The lightweight Cobra BV2600 electric Blower Vac has been designed to make clearing your garden a simple and effortless task. The ergonomically positioned 'quick change' lever means you can convert from collect to blow in an instant.



COBRA QS2500

Powerful 2500W Quiet Drum Shredder

The QS2500 Quiet Drum Shredder is powered by a 2500W electric motor and is ideal for shredding garden waste up to 40mm in diameter. Supplied with a practical plunger for increased throughput on heavier loads.



Specification

- 2500W Electric Motor
- Drum Gear Shredding System
- Integral 50ltr Collection Box
- Large 40mm Cutting Capacity
- 10m Cable Length
- Transport Wheels
- Auto-Feed Function
- Includes Plunger

Comfort, Balance and Control

Ergonomic Controls

The Cobra QS2500 has been designed to make shredding garden waste a simple and effortless task.

The ergonomically positioned controls not only make operator use more comfortable, but more importantly, make using your Cobra Shredder as safe as possible.



Increased Collection

50ltr Collection Box

The Cobra QS2500 electric Quiet Drum Shredder comes equipped with a 50ltr collection box, ideal for collecting large amounts of garden waste before the need for emptying.

For added safety, a switch automatically cuts the motor if the box is removed.



For Speed and Ease

Practical Plunger

The Cobra QS2500 Quiet Drum Shredder is supplied with a practical plunger to help feed through the waste material and to speed up the shredding of heavier loads.



Specifications & models are subject to change without prior notice.



Cordless machines powered by Li-ion technology



24v and 40v Cordless Handheld Range

The Cobra Li-ion 24v and 40v cordless range are both powerful and efficient to make maintaining your garden even easier without the need for petrol or cables.

The range includes 1 Chainsaw with Oregon bar and chain, 3 Hedgetrimmers, a Blower and 2 Grass Trimmers. As a completely emission-free cordless power tool, you can use your fully charged Cobra cordless machine wherever and whenever you like.

Range Highlights

- 24v & 40v Lithium-ion Batteries
- 40v One Battery Fits All System
- 24v with Turbo & Eco Modes
- 24v & 40v Hedgetrimmers & Grass Trimmers
- 24v Garden Blower
- 40v Chainsaw



COBRA 24V Cordless

24v Handheld Machines Powered By Lithium-ion

LI-ION
24v Lithium-ion

Compared with traditional battery technology, Cobra Lithium-ion batteries charge faster, last longer and have a higher power density for more battery life in a lighter package. Cobra's cordless battery technology opens the door to countless uses, even in places with no electricity.

Additional Cobra 24v Lithium-ion batteries and chargers are available:

- 24v Lithium-ion Battery (Part No: 24V2AHLI)
- 24v Lithium-ion Charger (Part No: 24V2AHCHARGER)

Benefits of Lithium-ion Technology

- Superior "Useable" Capacity
- Extended Battery Cycle Life
- Fast & Efficient Charging
- Temperature Resistant
- No Storage Issues
- Little Maintenance Requirements



COBRA GT30-24V

24v Cordless Grass Trimmer

The Cobra GT3024V is a high performance cordless Trimmer. It is powered by a 24v Li-ion battery, has a 30cm cutting width and a 90° tilting cutter head which makes for effortless, speedy edging.

Specification

- 1x 24v Li-ion Battery
- 30cm Cutting Width
- 1.65mm Twisted Cutting Line
- Up to 30mins No Load Run Time
- Approx 2hrs Charge Time
- 90° Lawn Edging
- Telescopic Height Adjuster
- Weight: 2.4kg (Including Battery)



COBRA H50-24V

24v Cordless Hedgetrimmer

The Cobra H5024V cordless Hedgetrimmer is built to tackle the most demanding jobs. With its 50cm double sided blade, tooth spacing of 15mm and 24v Li-ion battery it will make light work of hedges.



Specification

- 1x 24v Li-ion Battery
- 50cm / 19" Double Sided
- 15mm Tooth Spacing
- 2.0Ah Battery Capacity
- Up to 50mins No Load Run Time
- Approx 2hrs Charge Time
- Eco 1200rpm / Turbo 1450rpm
- Weight: 2.6kg (Including Battery)



COBRA LRH50-24V

24v Cordless Long Reach Hedgetrimmer

The Cobra LRH5024V 24v cordless Long Reach Hedgetrimmer is built to tackle the most awkward jobs. With an articulating 19" cutting head and tooth spacing of 15mm, the LRH5024V will make light work of long and tall hedges. Optional Pruner attachment available (see below)



COBRA P20X

Pruner Attachment For LRH5024V

Convert your Cobra LRH5024V Long Reach Hedgetrimmer into a Pole Pruner by adding the optional P20X attachment.



Specification

- 8" Oregon Bar & Chain
- Chain Speed: Turbo - 4.5m/s
- Chain Speed: Eco - 3.7m/s
- 60ml Chain Oil Tank

COBRA BV65-24V

24v Cordless Leaf Blower

The Cobra BV6524V cordless Blower is powered by a 24v Lithium-ion battery. This model has turbo and eco modes and is lightweight for comfortable use over longer periods of time.

Specification

- 1x 24v Li-ion Battery
- 2.0Ah Battery Capacity
- Up to 20mins No Load Run Time
- Approx 2hrs Charge Time
- Eco / Turbo Mode
- Eco 1200rpm / Turbo 1450rpm
- Eco 55m/s / Turbo 65m/s
- Weight: 1.7kg (Including Battery)



COBRA 40V Cordless

40v Handheld Machines Powered By Lithium-ion



SAMSUNG

One Battery Fits All, 40v Cobra Cordless System

Cobra's 40v Li-ion system consists of a range of 4 Lawnmowers that come complete with 1 or 2 batteries and 3 handheld garden tools. All Lawnmowers and garden tools in this range can be powered from a standard 40v Samsung battery and charger system.

Additional 40v Lithium-ion batteries and chargers are available:

- 40v Lithium-ion Battery (Part No: 40V4AHLI)
- 40v Lithium-ion Charger (Part No: 40V2AHCHARGER)



COBRA GT3240VZ

40v Cordless Grass Trimmer (Battery not included)


The Cobra GT3240VZ is a high performance cordless Grass Trimmer. It is powered by a 40v Li-ion Samsung battery (**Battery not included**) and has a 28 - 32cm cutting width.

Specification

- | | |
|--|----------------------------------|
| ■ 1x 40v Li-ion Battery (Not incl.) | ■ Approx 90mins Charge Time |
| ■ 28 - 32cm Cutting Width | ■ 7500rpm No Load Speed |
| ■ 1.6mm Twisted Cutting Line | ■ Weighs 4kg (Including Battery) |
| ■ Up to 80mins No Load Run Time | ■ Batteries Available Separately |



SAMSUNG





COBRA CS3540VZ

40v Cordless Chainsaw (Battery not incl.)

The Cobra CS3540VZ 40v cordless Chainsaw is built to tackle the most demanding jobs. Whether you're pruning or cutting firewood, the CS3540VZ with 14" Oregon bar and chain is up to the job.

Specification

- 1x 40v Li-ion Battery (Not incl.)
- 35cm / 14" Bar Length
- Oregon Bar & Chain
- Up to 50mins No Load Run Time
- Approx 90mins Charge Time
- 5000rpm No Load Speed
- 9.0m/s Chain Speed
- Weight: 5.5kg (Including Battery)



COBRA H5540VZ

40v Cordless Hedgetrimmer (Battery not incl.)



The Cobra H5540VZ is built to tackle the most demanding jobs. With its 55cm double sided blade, tooth spacing of 28mm and 40v Li-ion Samsung battery (Battery not included) it will make light work of hedges.

Specification


- 1x 40v Li-ion Battery (Not incl.)
- 55cm / 21" Cutting Length
- Double Sided Blade
- 28mm Tooth Spacing
- Up to 85mins Run Time
- Approx 90mins Charge Time
- 1400rpm No Load Speed
- Weight 4.4kg (Including Battery)



Cordless Handheld Range Overview

	 GT3024V	 GT3240VZ
Battery:	1 x 24v Li-ion	1 x 40v Li-ion Samsung (Not incl.)
Battery Capacity:	2.0Ah	4.0Ah
Cutting Width:	30cm	28 - 32cm
Cutting Line:	1.65mm Twisted	1.6mm Twisted
Battery Run Time:	Up to 30mins	Up to 80mins
Battery Charge Time:	Approx 2hrs	Approx 90mins
Telescopic Height Adjuster:	✓	✓
90° Lawn Edging:	✓	✓
No Load Speed:	Eco 7000rpm / Turbo 8400rpm	7500rpm
Weight (Including Battery):	2.4kg	4kg

	 H5024V	 H5540VZ	 LRH5024V
Battery:	1 x 24v Li-ion	1 x 40v Li-ion Samsung (Not incl.)	1 x 24v Li-ion
Battery Capacity:	2.0Ah	4.0Ah	2.0Ah
Blade Length:	50cm / 19" Double Sided	55cm / 21" Double Sided	50cm / 19" Double Sided
Tooth Spacing:	15mm	28mm	15mm
Battery Run Time:	Up to 50mins	Up to 85mins	Up to 65mins
Battery Charge Time:	Approx 2hrs	Approx 90mins	Approx 2hrs
Blade Guard:	✓	✓	✓
No Load Speed:	Eco 1200rpm / Turbo 1450rpm	1400rpm	Eco 1300rpm / Turbo 1450rpm
Weight (Including Battery):	2.6kg	4.4kg	3.7kg

	 BV6524V
Battery:	1 x 24v Li-ion
Battery Capacity:	2.0Ah
Eco / Turbo Mode:	✓
Wind Speed:	Eco 55m/s / Turbo 65m/s
Battery Run Time:	Up to 20mins
Battery Charge Time::	Approx 2hrs
No Load Speed:	Eco 1200rpm / Turbo 1450rpm
Weight (Including Battery):	1.7kg

	 CS3540VZ
Battery:	1 x 40v Li-ion Samsung (Not incl.)
Battery Capacity:	4.0Ah
Chain / Bar Length:	35cm / 14"
Bar / Chain:	Oregon
Battery Run Time:	Up to 50mins
Battery Charge Time::	Approx 90mins
No Load Speed:	5000rpm
Weight (Including Battery):	5.5kg



Maintaining gardens with comfort & style

Lawncare Range

Cobra has a range of petrol, electric and hand tools for maintaining lawns and gardens. The range is made up of 3 petrol Cultivators which are powered by Briggs & Stratton and Cobra engines, an electric Cultivator, 2 electric lawn Scarifiers with both aerating and raking options, 3 petrol lawn Scarifiers, 6 Hand Carts, 4 Spreaders, 3 Sweepers, 4 Sack Trolleys, a Garden Roller, a petrol Wood Chipper and 3 Generators.

Range Highlights

- Briggs & Stratton, Cobra & Honda Engines
- 1300W - 3000W Rated Power
- 13" - 15" Scarifying Working Widths
- 200kg - 300kg Cart Capacities
- Towed Spreader
- 150kg - 200kg Sack Trolley Capacities



COBRA Lawncare Range

10" - 24" Petrol Powered Cultivators



Robust Tines

1 Steel Tines

With 4 or 6 steel cultivating tines, the Cobra petrol Cultivators are well equipped for turning over soil in medium to large gardens.

Cultivators are useful for turning soil, mixing in compost and fertilizer for soil amendment and loosening soil to help water reach the plant roots.



Get the Job Done Quicker

2 10" - 24" Working Widths

The Cobra petrol Cultivators have generous 10", 16" and 24" working widths meaning you can get more work done in a shorter time.

The right sized Cultivator can make short work of preparing soil ready for new plantings and for the mixing in of compost, manure and fertilisers. Get your garden in shape with Cobra Cultivators.



Powered by B&S and Cobra

3 B&S and Cobra Engines

Powered by Briggs & Stratton and Cobra engines. The Cobra petrol Cultivators incorporate the latest engine design technologies ensuring optimal torque and efficiency, resulting in lower emissions. Ideal for Cobra Lawnmowers, these easy starting engines pack a punch.



COBRA T40CE

16" Petrol Cultivator Powered by Cobra

Efficient and powerful, prepare your soil for the gardening season with this hardworking Cobra T40CE 1400W electric Cultivator. For working quickly and efficiently through the most demanding garden areas.



Specification

- 240V Motor
- Max Power: 1400W
- Working Width: 40cm / 16"
- Max Working Depth: 22cm
- 6 Steel Blades
- Electric Brake Button
- 10m Cable
- Weight: 11.8kg

COBRA T24C

10" Petrol Cultivator Powered by Cobra

The Cobra T24C Cultivator is equipped with a powerful 43cc Cobra 2-Stroke engine and has a 10" tilling width for working in the tightest of areas. At just 16.2kg this cultivator is both lightweight & manoeuvrable.



Expertly Powered By
COBRA



Specification

- Cobra 2-Stroke Engine
- 43cc Displacement
- Power: 1.25kW / 5000rpm
- 23.5cm / 10" Tilling Width
- Variable Speed Control
- Retractable Transport Wheels
- Comfort Controls
- Weight: 16.2kg

COBRA T40B

16" Petrol Cultivator Powered by B&S

With exceptional performance and style, the Cobra T40B Cultivator is powered by a Briggs & Stratton 500E series engine has a tilling width of 16" and 4 high quality steel tines.



Specification

- B&S 500E Series Engine
- 140cc Displacement
- 40cm / 16" Tilling Width
- 3600min-1 Rated Speed
- 280mm Blade Diameter
- 250mm Tilling Depth
- 4 Steel Tines
- Ergonomic Controls

COBRA T60RB

24" Petrol Cultivator Powered by B&S

The Cobra T60RB Cultivator is powered by a Briggs & Stratton 850E Series Ready Start engine, has a tilling width of 24" and 6 high quality steel blades. The T60RB also has a reverse gear and crop protectors. **T60RL available soon with Loncin Euro 5 Engine.**



Specification

- B&S 850E Series Ready Start
- 190cc Displacement
- 60cm / 24" Tilling Width
- 3600min-1 Rated Speed
- 280mm Blade Diameter
- 250mm Tilling Depth
- 6 Steel Tines
- Reverse Gear



COBRA SA32E

13" Scarifier with 1300W Powerful Motor

The Cobra SA32E is a robust electric scarifier with a 1300W motor. It has two cylinders as standard – scarifier with blades and aerator with spring tines. The working depth is set using a single lever and you can select from four positions in the range -9 to +4mm. The scarifier also comes with a 40ltr textile grass catcher.



Specification

- 1300W Rated Power
- 240V-50Hz Rated Voltage
- 32cm / 13" Working Width
- -9mm - +4mm Working Depth
- 4 Height Adjustment Settings
- 40ltr Grass Bag Capacity
- Aerating 12 Blade Drum
- Scarifying 36 Tine Drum



COBRA S36E

14" Electric Powered Scarifier / Lawn Raker

With its powerful 1800W motor and full 14" working width, the Cobra S36E is fully equipped to gently remove any damaging moss or thatch. Comes with a combined blade and tine drum for ultimate versatility.

Specification

- 1800W Rated Power
- 230V-50Hz Rated Voltage
- 36cm / 14" Working Width
- -10mm - +5mm Working Depth
- 4 Height Adjustment Settings
- 40ltr Grass Bag Capacity
- 2 in 1 Blade System
- 10m Cable Length





COBRA S40C

16" Petrol Scarifier Powered by Cobra

The Cobra S40C petrol Scarifier helps make your lawn breath. The interchangeable blade system which comprises of either a 17 blade cassette or 16 sprung claws helps you easily scarify the lawn.



Expertly Powered By
COBRA

Specification

- Cobra 4-Stroke Engine
- 212cc Displacement
- 40cm / 16" Tilling Width
- -15mm - +5mm Depth
- 17 Bladed Cassette
- 16 Spring Tine Cassette
- Collection Bag
- Weighs: 37kg

COBRA S390B

15" Petrol Scarifier Powered by B&S

The S390B's powerful Briggs & Stratton 550 series engine drives the 16 steel blades that will delicately but effectively tease-out any moss or thatch that may have accumulated on the surface.



Specification

- B&S 550 Series Engine
- 38cm / 15" Working Width
- 0 - 10mm Working Height
- 16 Steel Blades
- Hand Propelled
- 45ltr Grass Bag Capacity
- 127cc Displacement
- Weighs 33kg

COBRA S390H

15" Petrol Scarifier Powered by Honda

The Cobra S390H petrol Scarifier is powered by a Honda GP160 engine and has a full 15" working width. The S390H comes with 16 fixed blades for the most complete scarifying experience.



Specification

- Honda GP160 Engine
- 38cm / 15" Working Width
- 0 - 10mm Working Height
- 16 Steel Blades
- Hand Propelled
- 45ltr Grass Bag Capacity
- 135cc Displacement
- Weighs 33kg



COBRA CHIP650L

3" Capacity Wood Chipper Powered by Loncin

The Cobra CHIP650L is a 6.5hp Wood Chipper & Shredder. It is small and compact but powerful enough to easily shred branches up to 80mm (3 inches) diameter. The unique hinged design of the chute allows easy access to the blades. The slender design, large wheels and well balanced construction allows the chipper to be manoeuvred easily.

Specification

- Loncin 6.5hp 208cc Engine
- Wood Diameter: 80mm / 3"
- Twin Reversible Blades
- Emergency Safety Brake
- Unique Hinged Shoot
- Overall Height: 1080mm
- Overall Length: 1700mm
- Weighs: 85kg



LONCIN



80mm / 3" Wood Diameter



Powerful Loncin 6.5hp Engine



Unique Hinged Shoot Design





COBRA GCT200P

200kg Tipping Hand Cart

Move garden debris around your garden with ease using the high-quality Cobra GCT200P Tipping Hand Cart. The GCT200P is equipped with a tipping mechanism and 200kg max capacity.

Specification

- 200kg Max. Capacity
- Easy Lifting / Tipping System
- 10" Pneumatic Tyres
- Hand Propelled
- Heavy Duty Plastic Body
- Soft Grip Towable Handle
- Steel Frame
- 1090 (L) x 600 (W) x 600 mm



NOW WITH TOWABLE HANDLE



COBRA GCT300

300kg Hand Cart with Drop Down Sides

The Cobra GCT300 Hand Cart has a 300kg capacity and is complete with mesh drop down sides. It has steering to the front wheels which also have 4 pneumatic tyres with bearings.

Specification

- 300kg Max. Capacity
- Turntable Steering
- 10" Pneumatic Tyres
- Hand Propelled
- Wheel Bearings
- 4 Hinged Drop Sides
- Steel / Mesh Body
- Soft Grip Towable Handle



NOW WITH TOWABLE HANDLE



COBRA GCT320HD

320kg Hand Cart with Drop Down Sides

The GCT320HD comes equipped with 13" pneumatic tyres which help provide stability on rough and uneven areas. The Cobra GCT320HD Hand Cart has a 320kg capacity and is complete with mesh drop down sides.

Specification

- 320kg Max. Capacity
- 13" Pneumatic Tyres
- Wheel Bearings
- Steel / Mesh Body
- Turntable Steering
- Hand Propelled
- 4 Hinged Drop Sides
- Soft Grip Towable Handle



NOW WITH TOWABLE HANDLE

COBRA GCT300MP

300kg Tipping Hand Cart

The Cobra GCT300MP Hand Cart has a 300kg capacity and is complete with tipping facility. It has turntable steering to the front wheels and 4 13" pneumatic tyres with bearings.

Specification

- 300kg Max. Capacity
- 13" Pneumatic Tyres
- Wheel Bearings
- Plastic / Mesh Body
- Turntable Steering
- Hand Propelled
- Tipping Facility
- Soft Grip Towable Handle



COBRA GTT400HD

300kg Tow / Push Garden Cart

With exceptional performance and style, the Cobra GTT400HD Garden Cart has 16" pneumatic tyres for off road, a poly plastic body and can either be towed or hand propelled.

Specification

- 300kg Max. Capacity
- 16" Pneumatic Tyres
- Wheel Bearings
- Poly Plastic Body
- Towed or Hand Propelled
- Solid Steel Axle
- Weighs 31kg
- 1220 (L) x 930 (W) x 300 mm (H)



NOW WITH TOWABLE HANDLE



COBRA GTT450

250kg Solid Sided Tractor Trailer

The Cobra GTT450 Trailer has 16" tyres for off-road use, a 250kg solid sided capacity and can be towed by the majority of garden tractors with towing capabilities.

Specification

- 250kg Max. Capacity
- 16" Tyres
- Towed
- Steel / Solid Sided Construction
- Hinged Drop Sides
- Quality Design
- Durable Construction
- Weighs 50kg



Hand Carts Overview



GCT200P



GCT300



GCT320HD



GCT300MP

	GCT200P	GCT300	GCT320HD	GCT300MP
Maximum Capacity:	200kg	300kg	320kg	300kg
Tyre Size:	10"	10"	13"	13"
Pneumatic Tyres:	✓	✓	✓	✓
Body:	Plastic	Steel / Mesh	Steel / Mesh	Plastic / Steel / Mesh
Towed / Hand Propelled:	Towable / Hand Propelled	Towable / Hand Propelled	Towable / Hand Propelled	Towable / Hand Propelled
Hinged Drop Sides:	✗	✓	✓	✓

Trailers Overview



GTT450



GTT400HD

	GTT450	GTT400HD
Maximum Capacity:	250kg	300kg
Tyre Size:	16"	16"
Pneumatic Tyres:	✓	✓
Body:	Steel	Poly Plastic
Towed / Hand Push:	Towed	Towed or Hand Propelled
Hinged Drop Sides:	✓	✗
Weight:	50kg	31kg

COBRA HS23

22kg Walk Behind Spreader

The Cobra HS23 Walk Behind Spreader has a 22kg capacity and is packed with useful features. The pneumatic tyres make it ideal for use on rugged terrain with an adjustable feed control.



Specification

- 22kg / 23ltr Hopper Capacity
- 10' - 12' Spread Width
- 12" Pneumatic Tyres
- Rust Resistant
- Powder Coated
- Easy Rate Setting Adjustment
- Screen & Rain Cover
- Weighs 10.7kg

COBRA HS60

56kg Walk Behind Spreader

The HS60 Walk Behind Spreader from Cobra has a 56kg capacity and has ergonomic controls for easy user operation. The adjustable feed control make this ideal for medium to large areas.



Specification

- 56kg / 60ltr Hopper Capacity
- 10' - 12' Spread Width
- 14" Pneumatic Tyres
- Steel Frame
- Plastic Hopper
- Easy Rate Setting Adjustment
- Screen & Rain Cover
- Weighs 17.5kg

COBRA HS60S

56kg Stainless Steel Spreader

The Cobra HS60S Stainless Steel Walk Behind Spreader has a 56kg capacity and has many innovative features. The large 14" pneumatic tyres and a stainless steel construction make this a robust and durable machine.



Specification

- 56kg / 60ltr Hopper Capacity
- 10' - 12' Spread Width
- 14" Pneumatic Tyres
- Stainless Steel Frame
- Plastic Hopper
- Easy Rate Setting Adjustment
- Screen & Rain Cover
- Weighs 18.5kg

COBRA HS26S

31kg Walk Behind Spreader

The Cobra HS26S Walk Behind Spreader has a 31kg capacity and has pneumatic tyres and deflector kit which make this spreader ideal for using fertilizer, seed, ice melt etc.



Specification

- 31kg Hopper Capacity
- Solid Linkage
- Pneumatic Tyres
- Stainless Steel Frame
- Plastic Hopper
- Easy Rate Setting Adjustment
- Screen & Rain Cover
- Weighs 11.8kg

COBRA PLS66

26" / 66cm Push Lawn Sweeper

The PLS66 Push Lawn Sweeper has a 66cm working width. The hard wearing brushes are powered by the rotation of the wheels which will take the hard work out of collecting leaves and other garden debris.

Specification

- Hand Propelled
- Simple Height Adjustment
- 66cm / 26" Working Width
- Weight: 17kg
- Transport Wheels
- Easy Lift Out Hopper



COBRA TLS97

38" / 97cm Push Lawn Sweeper

The Cobra TLS97 Towed Lawn Sweeper has a highly productive 38" working width and a collector capacity of 339ltrs. This really is an invaluable addition for garden clearing tasks.

Specification

- Towed Sweeper
- 339ltr Collector Capacity
- 97cm / 38" Working Width
- Weight: 29kg
- Adjustable 10" Brushes
- Powder Coated



COBRA TLS107

42" / 107cm Towed Lawn Sweeper

The Cobra TLS107 Towed Lawn Sweeper will take the hard work out of collecting leaves and other garden debris. It has a highly productive 42" working width and a collector capacity of 365ltrs.

Specification

- Towed Sweeper
- 365ltr Collector Capacity
- 107cm / 42" Working Width
- Weight: 33kg
- Adjustable 10" Brushes
- Easy Tip Hopper



COBRA LR40

20" Garden Roller with Scraper Bar

The Cobra LR40 Garden Roller has been designed for easy operation and to create a beautiful finish. The 50cm / 20" roller drum can be filled with either sand or water and has folding handles.

Specification

- 120kg (Sand) Max. Capacity
- 72kg (Water) Max. Capacity
- 50cm / 20" Working Width
- 42cm / 16" Drum Diameter
- Full Width Scraper Bar
- Folding Handles with Soft Grip
- Drain Plug Included
- Weighs 13kg (Empty)



Comfort & Control

1 Roller with 'Soft Grip' Handle Bar

Every Cobra Garden Roller comes equipped with comfort handles to take the stress out of rolling your lawn.

The upper handles come with a "Soft Grip" feature for your increased comfort whilst rolling. The upper and lower handles can be easily folded for ease of storage.



Either Water or Sand

2 Can be Filled with Sand or Water

The Cobra LR40 Garden Roller with its one piece steel drum and drain plug has large 50cm / 20" rolling width so you can cover large areas quickly and efficiently.

The Roller can be filled with either sand to give it a weight of 120kg, or with water to give a weight of 72kg.



Large Working Width

3 50cm / 20" Working Width

The Cobra LR40 Garden Roller has a large 50cm / 20" rolling width so you can cover large areas quickly.

4 Garden Roller with Scraper Bar

The Roller is fitted with a scraper bar which prevents debris from building up on the rolling surface of the drum.





COBRA ST210

200kg Sack Trolley

With exceptional performance and style, the Cobra ST210 Sack Trolley has a maximum capacity of 200kg and features a tubular steel frame with pneumatic wheels.

Specification


- 200kg Max. Capacity
- Pneumatic Tyres
- Steel / Tubular Frame
- Fixed & Folding Baseplate Area
- Rubber Knuckle Guard
- Durable Construction
- Wheel Guards
- Quality Design



The fixed baseplate is ideal for transporting smaller items.



The folding toe is suited to carrying white goods and heavier items.



Features protective knuckle guard grips, offering an additional degree of protection.

COBRA ST250

200kg Sack Trolley


The Cobra ST250 2-in-1 Sack Trolley has a maximum capacity of 200kg and can be changed to be used as either a standard Sack Trolley or a flatbed truck within seconds.

Specification

- 200kg Max. Capacity
- Pneumatic Tyres / Castor Wheels
- Steel / Tubular Frame
- Mesh Cover
- Fixed Baseplate
- 2-in-1
- Wheel Guards
- Durable Construction



The Cobra ST250 can be used in two orientations - a flatbed truck, for those slightly wider products or a standard Sack Trolley. No more hassle of two trolleys.



The loop handle on the ST250 is set at a tilted angle providing greater leverage.

COBRA ST150

150kg Telescopic Sack Trolley

The ST150 Sack Trolley from Cobra has a maximum capacity of 150kg and features telescopic handles and a folding base plate. The durable construction makes the ST150 suitable for the toughest jobs.

Specification

- 150kg Max. Capacity
- 10" Pneumatic Tyres
- Steel / Tubular Frame
- Telescopic Handles
- Folding Baseplate
- Plastic Knuckle Guard
- Durable Construction
- Weighs 10kg (Empty)



COBRA ST200

200kg Sack Trolley

The Cobra ST200 Sack Trolley has a maximum capacity of 200kg, a tubular steel frame with 10" pneumatic tyres and is incredibly lightweight at just 12kg.

Specification

- 200kg Max. Capacity
- 10" Pneumatic Tyres
- Steel / Tubular Frame
- Loop Handle
- Durable Construction
- Quality Design
- Tilted Handle for Greater Leverage
- Weighs 12kg



Sack Trolley Range Overview

	 ST150	 ST200	 ST210	 ST250
Max. Capacity:	150kg	200kg	200kg	200kg
Tyres:	10" Pneumatic	10" Pneumatic	Pneumatic	Pneumatic / Castor
Frame:	Steel / Tubular	Steel / Tubular	Steel / Tubular	Steel / Tubular
Telescopic Handle:	✓	✗	✗	✗
Knuckle Guards:	✓	✗	✓	✗
Folding Baseplate:	✓	✗	✓	✗
2-in-1:	✗	✗	✗	✓

COBRA IG10SI

1kVA 4-Stroke Petrol Generator

The Cobra IG10SI Generator provides a clean, quiet, reliable source of power whether you're in a caravan, camping or a motor home. Ideal for operating sensitive electronics such as computers, TV's, DVD's, PA systems etc.

Specification

- 4 Stroke Petrol Engine
- Rated AC Output: 900W
- Max Output: 1kVA
- Rated AC Voltage: 230V
- Low Oil Auto Shutdown
- Max. Output : 1.2/3600 KW/RPM
- Low Noise Level 58dB
- Compact Design



COBRA IG20SI

2kVA 4-Stroke Petrol Generator

The Cobra IG20SI is a powerful 2kVA portable Inverter Generator, which offers a versatile and economical source of electrical power for a wide range of domestic and commercial uses.

Specification

- 4 Stroke OHV Petrol Engine
- Max Output: 2kVA
- Rated AC Output: 1.6kw
- Rated AC Voltage: 230V
- 79cc Displacement
- Rated Frequency: 50Hz
- No Fuel & Oil Mixing
- Fitted with two 3 Pin Sockets



COBRA IG32ESI

4kVA 4-Stroke Petrol Generator

The IG32ESI is a compact yet powerful portable Inverter Generator providing a convenient and cost-effective source of power, producing 3200w/4kVA. The LCD display makes it easy to monitor the performance of the generator.

Specification

- 4 Stroke OHV Petrol Engine
- Max Output: 4kVA
- Rated AC Output: 3.2kw
- Rated AC Voltage: 230V
- 210cc Displacement
- Rated Frequency: 50Hz
- Transport Wheels
- Soft Grip Handle



COBRA After-Sales

Trust Cobra to support you throughout the lifetime of your product

Cobra After-Sales provides a wide variety of support, including assistance from your local dealer, such as servicing, repairs and maintenance support.

Below is an overview of the support that you can tap into. Alternatively you can call the Cobra Support line on 0115 986 6646 or email any queries or questions to info@cobragarden.co.uk.



COBRA Warranty

Cobra products are covered by our comprehensive warranty

Our comprehensive warranty covers you in the unlikely event that your machine requires repair due to a manufacturing defect. The Cobra authorised dealer is obliged under this warranty to repair or replace defective parts found during the machines warranty period. This repair will be free of charge for materials and labour only. This warranty will not cover wear and tear parts such as blades, spark plugs, filters, drive belts etc. Please Note: Manufacturers Engine and Battery warranty periods may differ from that of the machine.

Domestic Use:

All Cobra products in the current Cobra portfolio are covered for a period of 2 years* from the date of purchase to the original purchaser. This applies when used for the designed purpose of that product by domestic users.

*2 year warranty excludes Professional Lawnmowers (5 Years) Garden Carts, Trailers, Spreaders, Sweepers & Sack Trolleys (1 Year)

Professional Use:

All Cobra Products stated below are covered for a period of 1 year* from the date of purchase to the original purchaser. This applies when used for the designed purpose of that product by semi-professional and professional users.

*1 year warranty excludes Professional Lawnmowers (2 Years)

- Cobra AirMow 51 Pro Hover (1 Year)
- Kawasaki powered hand held products (1 Year)
- Cobra S-Series powered hand held products (1 Year)
- Cobra Professional Lawnmowers (2 Years)

Professional Lawnmowers, Domestic Use:

All Professional Lawnmowers in the current Cobra portfolio are covered for a period of 5 years from the date of purchase to the original purchaser. This applies when used for the designed purpose of that product by domestic users.

Professional Lawnmowers, Professional Use:

All Professional Lawnmowers in the current Cobra portfolio are covered for a period of 2 years from the date of purchase to the original purchaser. This applies when used for the designed purpose of that product by semi-professional and professional users.

It is important to have your machinery properly maintained and serviced. There are specific service intervals for your machinery. It is your responsibility to ensure that this is done. Failure to carry out the required maintenance could result in your warranty being invalidated. Please refer to your owner's manual for service intervals and maintenance requirements. Please note that your product will require more regular servicing / maintenance if working in very wet, dry, dusty conditions and or in high ambient temperatures.

We would always recommend the company that sold you the machine should be able to carry out the repair. In the event that they are unable to do so, please locate your nearest stocking dealer using the dealer locator on www.cobragarden.co.uk, or feel free to contact us at info@cobragarden.co.uk.

An immense amount of design, engineering and expertise ensures that every new Cobra machine delivers the Cobra philosophy. Cobra Garden's philosophy is to remain true to their trusted values of Innovation, Quality, Reliability, Value and Customer Service.

Visit: www.cobragarden.co.uk for more information

COBRA

The Evolution in Garden Machinery

Cobra Garden products are available across the U.K. throughout a network of approved specialist dealers. Cobra Garden approved dealers have the knowledge and experience to help you purchase the correct Cobra Garden product for your requirements. The dealers will also provide expert after-sales assistance when your Cobra Garden product requires servicing.

Cobra Garden's philosophy is to remain true to their trusted values of Innovation, Quality, Reliability, Value and Customer Service. Cobra Garden work hard to ensure that they offer products and services that continue to be relevant to their customers.


COBRA

London Road
Nottingham
NG2 3HW

Tel: 0115 986 6646

Email: info@cobragarden.co.uk

Web: www.cobragarden.co.uk



Cobra Garden reserves the right to change specification and design of products described in this literature without notice. Please contact your local dealer for details.

